

# Getting the right care, first time

## Self-Care – Data Packs

- Protected Learning Time Event
- Tuesday 6<sup>th</sup> July 2021
- Any queries - Rxline (NHS VALE OF YORK CCG)  
([VOYCCG.Rxline@nhs.net](mailto:VOYCCG.Rxline@nhs.net))

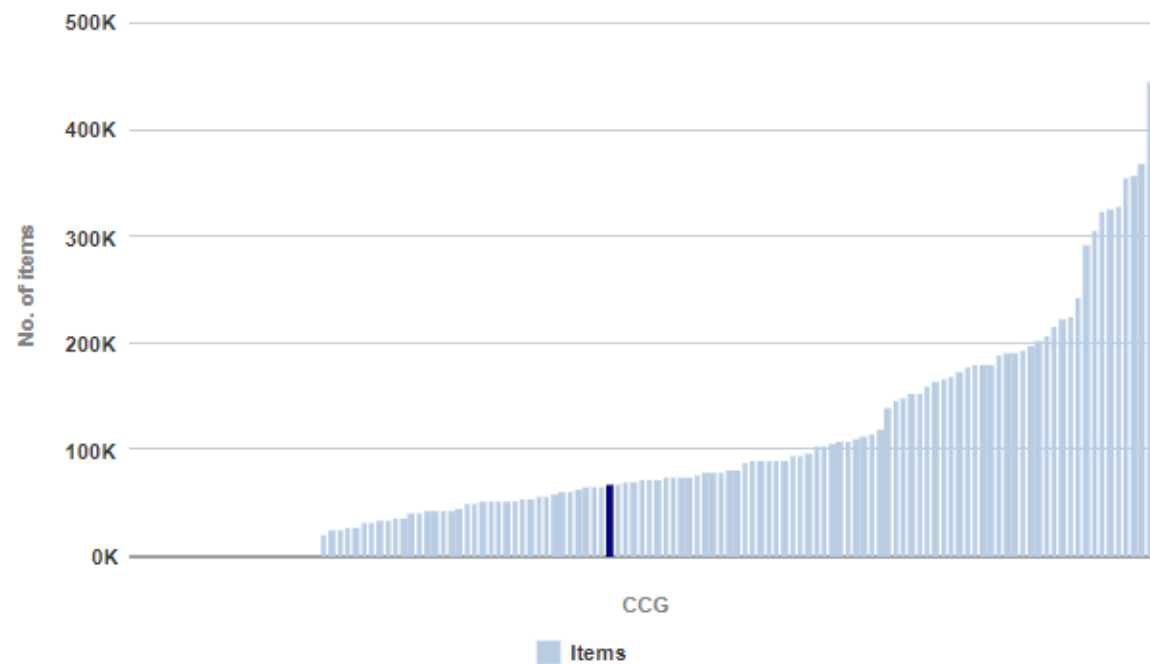
# National Data – ePACT2 Dashboard

CCG Comparison (Overall): CCG within National

**VALE OF YORK CCG** against all CCGs (Feb-21 - Apr-21)

OTC Prescribing Proportionment:-Suggested Proportion

Select view: Graph: No. of items ▼





# Practice Planning Report 2021/22

Select Benchmarking Level:

Commissioner's (Includes old CCG boundaries)

Filter Organisation:

Ensure the organisation type matches the benchmarking level selected  
NHS VALE OF YORK CCG

Period From:

January 2021

Period To:

April 2021

Select Target

Top 25%

Our data says this is what NHS VALE OF YORK CCG Total Spend January 2021 to April 2021 looks like...



Project Shortlist	12 months cost avoidance
LPP_P2_Selfcare - Acute sore throat cost per 1,000..	<b>£3,210</b>
LPP_P2_Selfcare - Conjunctivitis cost per 1,000 pa..	<b>£3,201</b>
LPP_P2_Selfcare - Coughs and colds and nasal con..	<b>£999</b>
LPP_P2_Selfcare - Cradle cap (seborrhoeic dermat..	<b>£1,529</b>
LPP_P2_Selfcare - Dandruff cost per 1,000 patients	<b>£8,606</b>
LPP_P2_Selfcare - Diarrhoea (adults) cost per 1,00..	<b>£38,114</b>
LPP_P2_Selfcare - Dry eyes/sore tired eyes cost p..	<b>£49,836</b>
LPP_P2_Selfcare - Earwax cost per 1,000 patients	<b>£1,210</b>
LPP_P2_Selfcare - Excessive sweating (hyperhidro..	<b>£427</b>
LPP_P2_Selfcare - Haemorrhoids cost per 1,000 p..	<b>£1,552</b>
LPP_P2_Selfcare - Head lice cost per 1,000 patients	<b>£737</b>
LPP_P2_Selfcare - Indigestion and heartburn cost ..	<b>£151,732</b>
LPP_P2_Selfcare - Infant colic cost per 1,000 patie..	<b>£1,117</b>
LPP_P2_Selfcare - Infrequent cold sores of the lip ..	<b>£1,215</b>
LPP_P2_Selfcare - Infrequent constipation cost pe..	<b>£10,814</b>
LPP_P2_Selfcare - Infrequent migraine cost per 1,..	<b>£663</b>
LPP_P2_Selfcare - Insect bites and stings cost per ..	<b>£501</b>
LPP_P2_Selfcare - LPP_P2_Selfcare cost per 1,000..	<b>£444,974</b>
LPP_P2_Selfcare - Mild acne cost per 1,000 patien..	<b>£23,584</b>
LPP_P2_Selfcare - Mild contact dermatitis cost pe..	<b>£18,702</b>
LPP_P2_Selfcare - Mild cystitis cost per 1,000 pati..	<b>£1,636</b>
LPP_P2_Selfcare - Mild dry skin/sunburn cost per ..	<b>£49,991</b>
LPP_P2_Selfcare - Mild to moderate hay fever/all..	<b>£44,729</b>
LPP_P2_Selfcare - Minor burns and scalds cost pe..	<b>£432</b>
LPP_P2_Selfcare - Minor conditions associated wi..	<b>£188,710</b>
LPP_P2_Selfcare - Mouth ulcers cost per 1,000 pa..	<b>£4,113</b>
LPP_P2_Selfcare - Nappy rash cost per 1,000 pati..	<b>£3,887</b>
LPP_P2_Selfcare - Oral thrush cost per 1,000 patie..	<b>£614</b>
LPP_P2_Selfcare - Prevention of dental caries cost..	<b>£2,549</b>
LPP_P2_Selfcare - Probiotics cost per 1,000 patien..	<b>£1,577</b>
LPP_P2_Selfcare - Ringworm/athletes foot cost p..	<b>£8,812</b>
LPP_P2_Selfcare - Sun protection cost per 1,000 p..	<b>£2,697</b>
LPP_P2_Selfcare - Teething/mild toothache cost p..	<b>£32</b>
LPP_P2_Selfcare - Threadworms cost per 1,000 pa..	<b>£229</b>
LPP_P2_Selfcare - Travel sickness cost per 1,000 p..	<b>£9,362</b>
LPP_P2_Selfcare - Vitamins and minerals cost per ..	<b>£40,604</b>
LPP_P2_Selfcare - Warts and verrucae cost per 1,..	<b>£19,513</b>


# Explaining the graphs

- Red, amber, green status is a guide to the practice spend, per 1000 patients, per self-care condition compared to all other CCGs.
- Green = top (best/lowest spend) 25% in the country.
- Between parameters, varies for each condition.
- For example, the cost of conjunctivitis treatments per 1000 patients
  - > £5.71 per 1000 patients = red
  - Between £4.47 and £5.71 per 1000 patients = amber
  - < £4.47 per 1000 patients = green

# Explaining the graphs

- If the line on the bar chart = red – outlier/area to look at.
- If the line on the bar chart = amber – may want to look at
- If the line on the bar chart is green OR no line = in best/top 25% of all practices and therefore not an area to look at.
- The size of the line on the bar chart represents the number of patients i.e. a small practice will have fewer patients and hence a smaller line to the larger practices.
- The further you are to the left of the graph the more of an outlier the practice is to the rest of the CCG & national

# Explaining Graphs – red, amber, green lines or no line



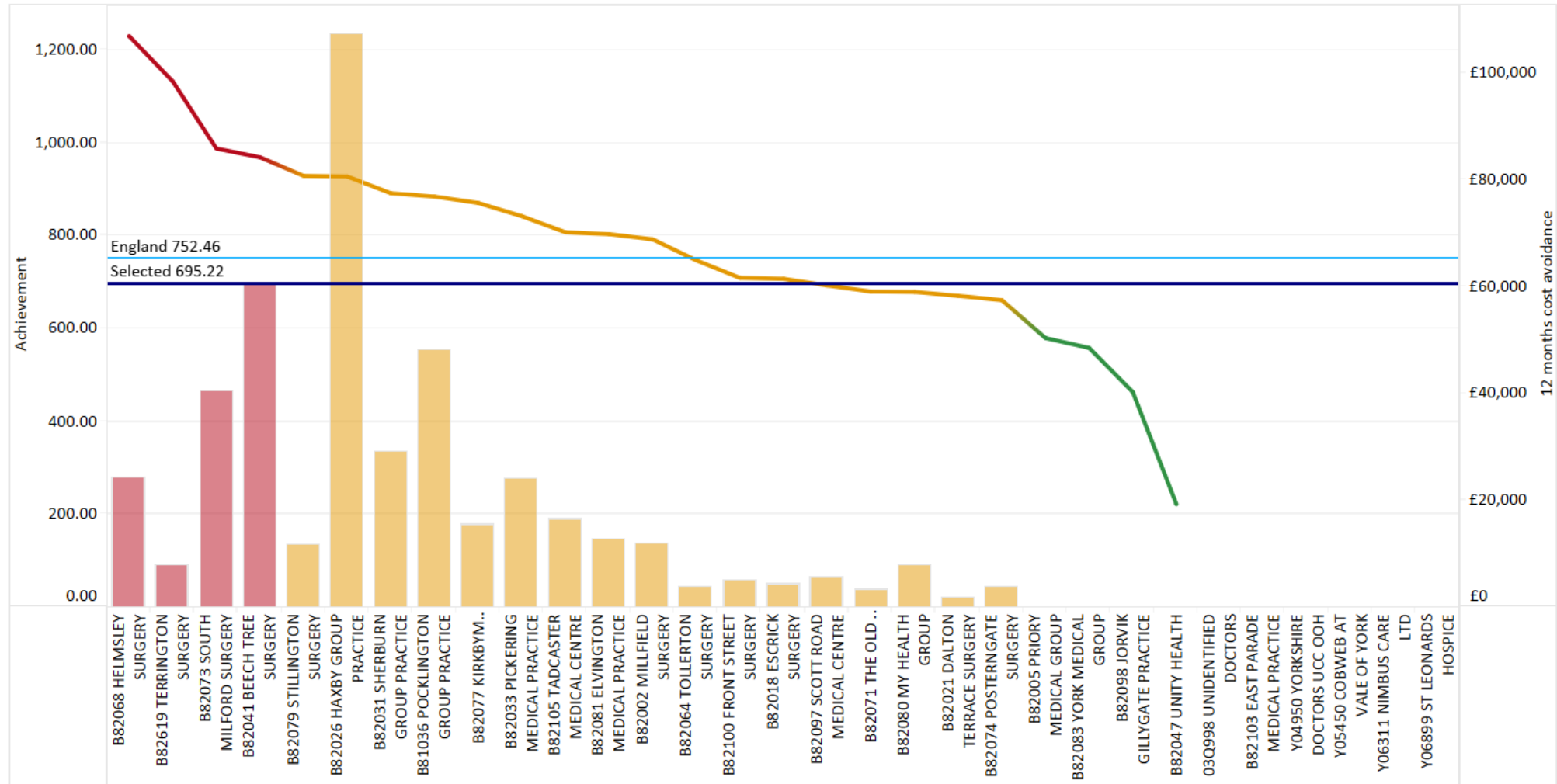


# Create Projects Shortlist

LPP\_P2\_Selfcare - LPP\_P2\_Selfcare cost per 1,000 patients

[Back to projects shortlist...](#)

LPP\_P2\_Selfcare - LPP\_P2\_Selfcare cost per 1,000 patients - chart to show spread of achievement and 12 months cost avoidance January 2021 to April 2021 in NHS VALE OF YORK CCG

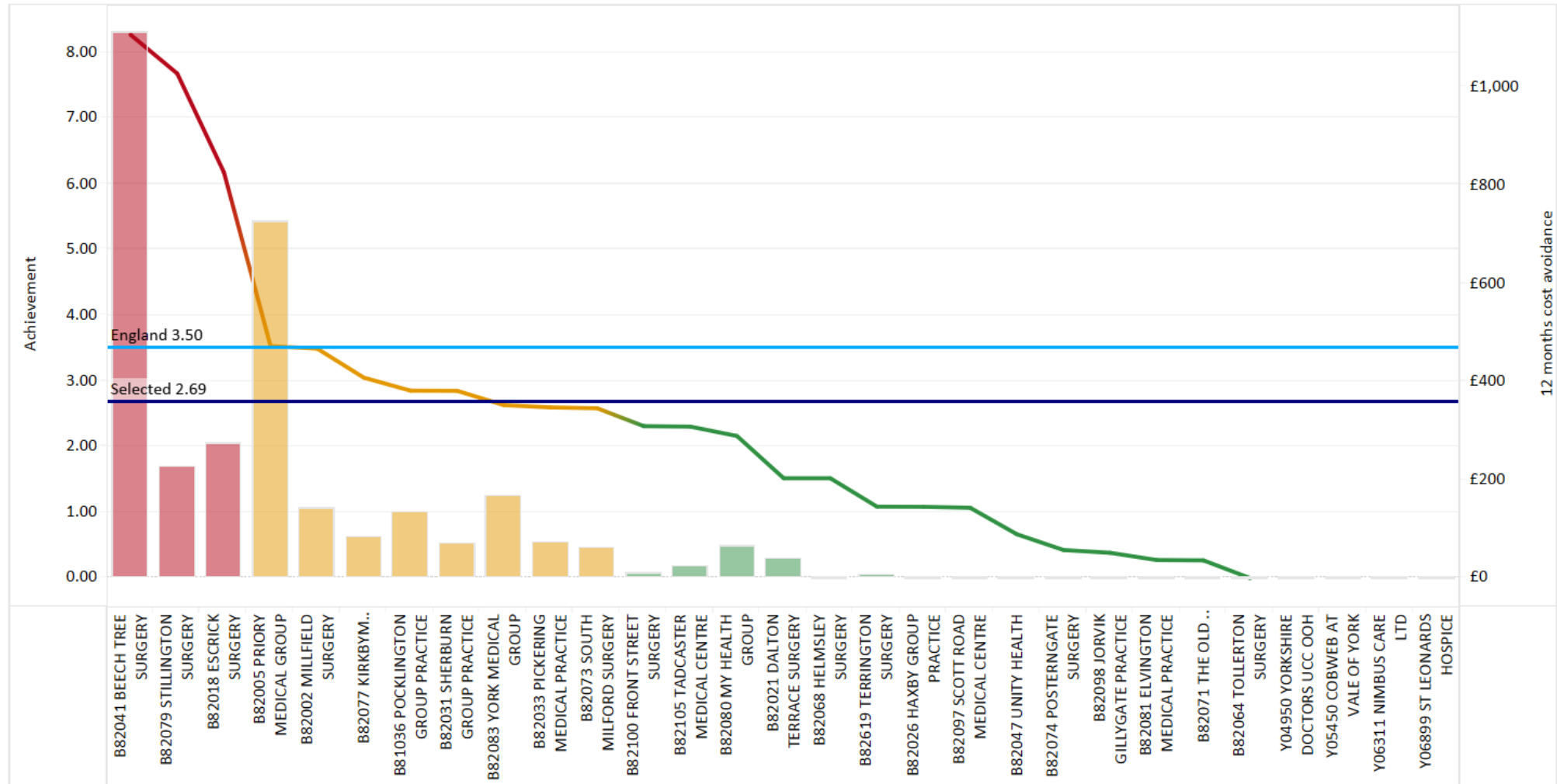


# Create Projects Shortlist

LPP\_P2\_Selfcare - Acute sore throat cost per 1,000 patients

[Back to projects shortlist...](#)

LPP\_P2\_Selfcare - Acute sore throat cost per 1,000 patients - chart to show spread of achievement and 12 months cost avoidance January 2021 to April 2021 in NHS VALE OF YORK CCG

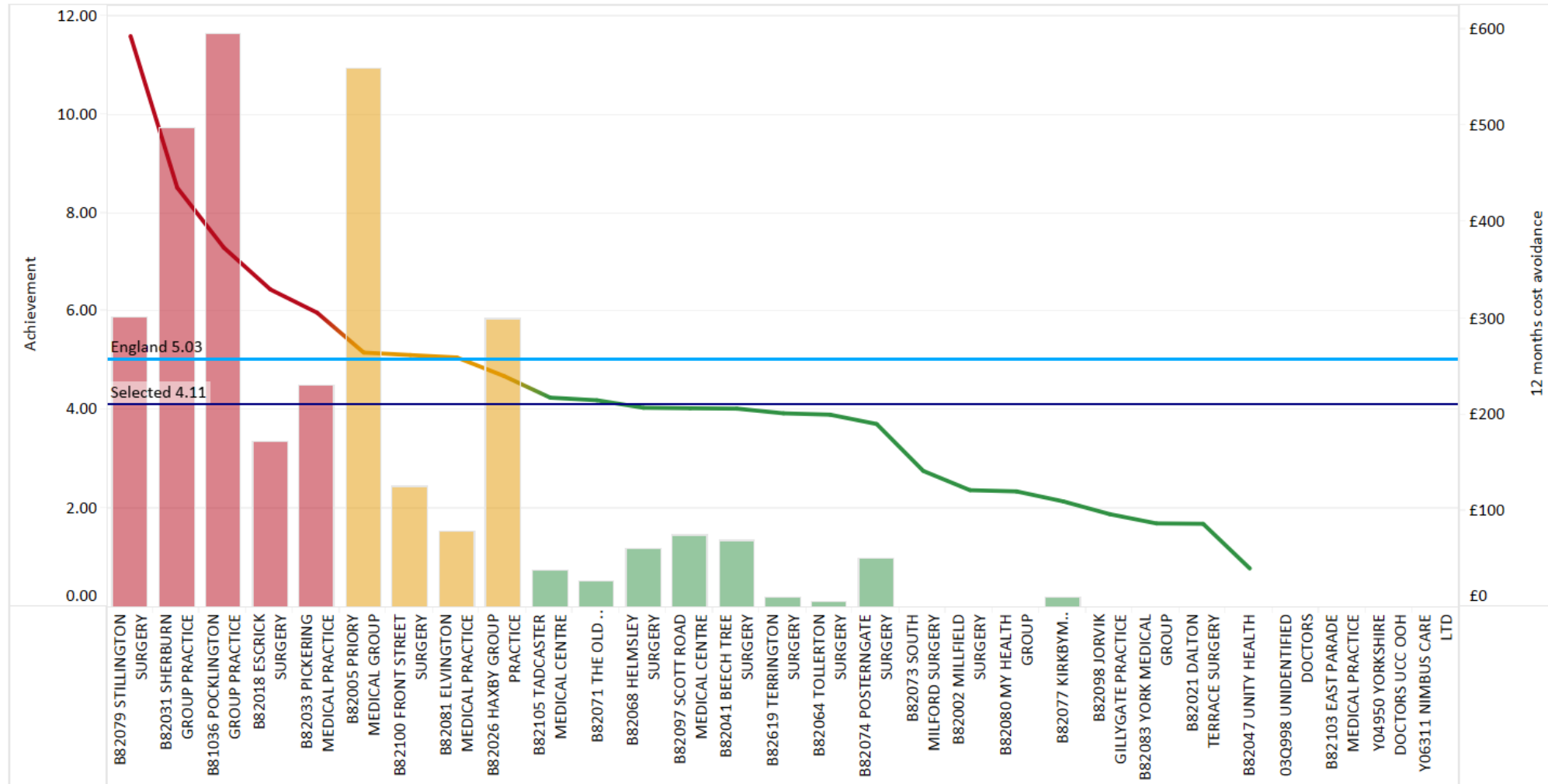


# Create Projects Shortlist

LPP\_P2\_Selfcare - Conjunctivitis cost per 1,000 patients

[Back to projects shortlist...](#)

LPP\_P2\_Selfcare - Conjunctivitis cost per 1,000 patients - chart to show spread of achievement and 12 months cost avoidance January 2021 to April 2021 in NHS VALE OF YORK CCG

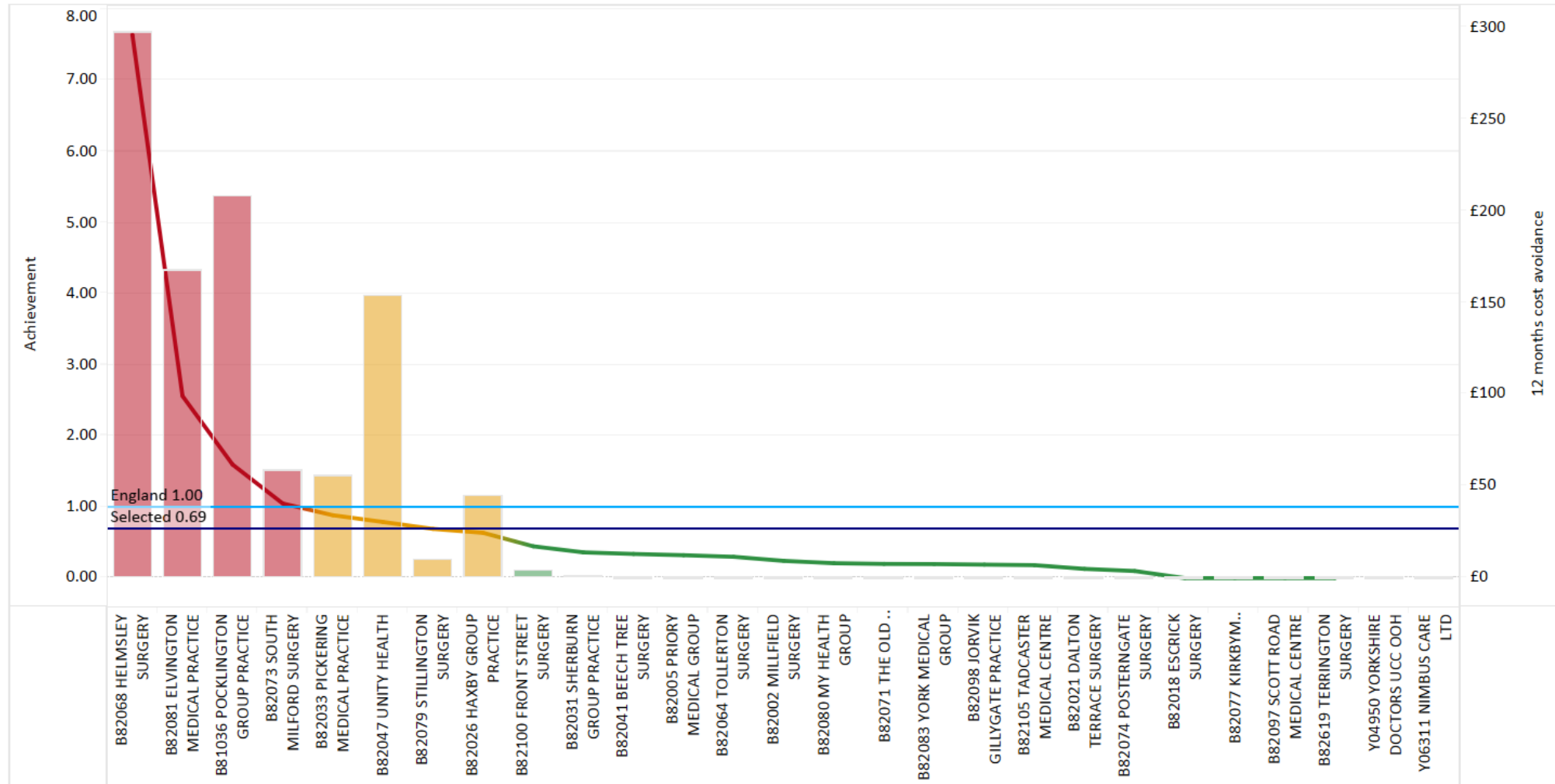


# Create Projects Shortlist

LPP\_P2\_Selfcare - Coughs and colds and nasal congestion cost per 1,000 patients

[Back to projects shortlist...](#)

LPP\_P2\_Selfcare - Coughs and colds and nasal congestion cost per 1,000 patients - chart to show spread of achievement and 12 months cost avoidance January 2021 to April 2021 in NHS VALE OF YORK CCG

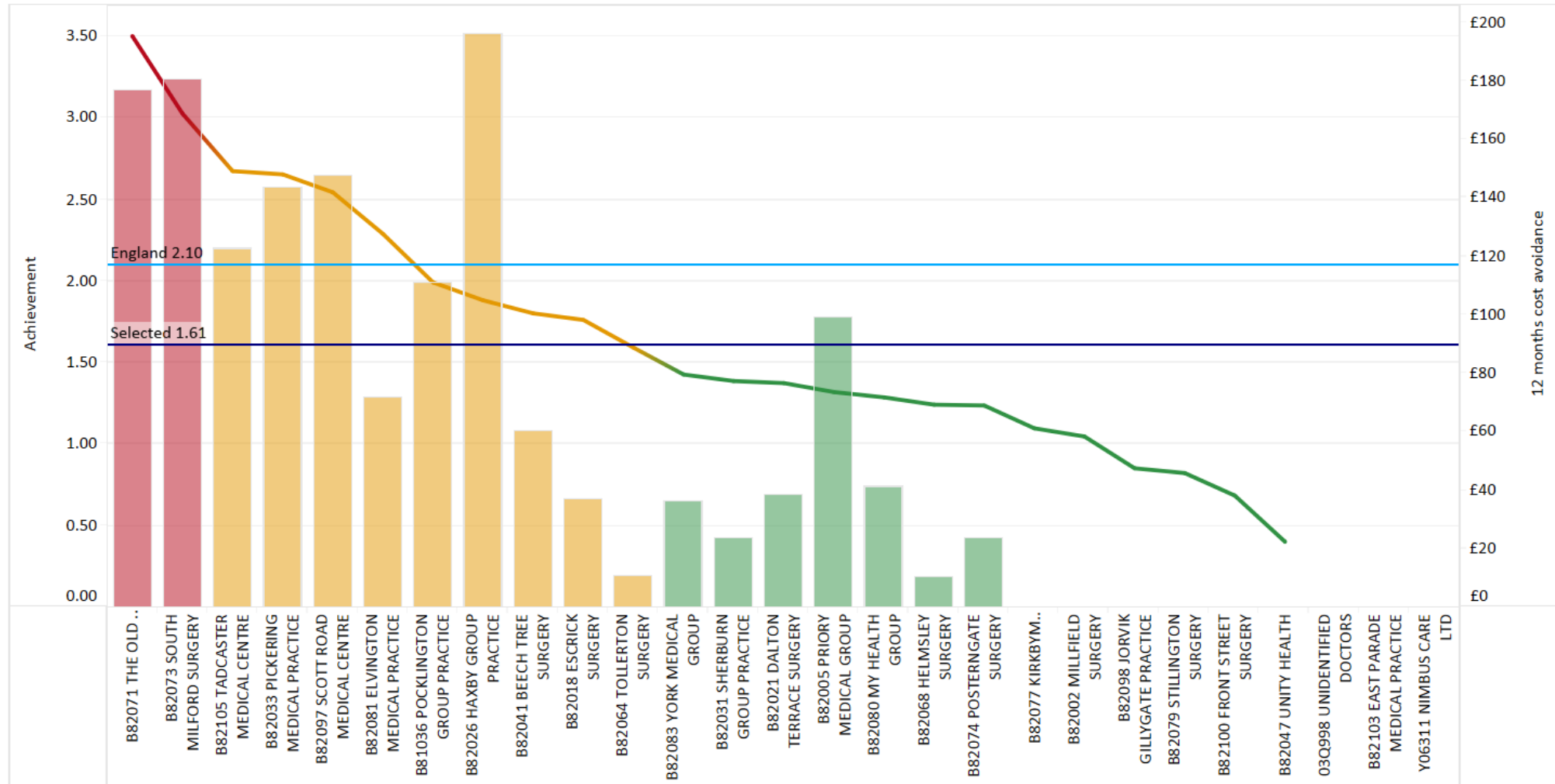


# Create Projects Shortlist

LPP\_P2\_Selfcare - Cradle cap (seborrhoeic dermatitis – infants) cost per 1,000 patients

[Back to projects shortlist...](#)

LPP\_P2\_Selfcare - Cradle cap (seborrhoeic dermatitis – infants) cost per 1,000 patients - chart to show spread of achievement and 12 months cost avoidance January 2021 to April 2021 in NHS VALE OF YORK CCG

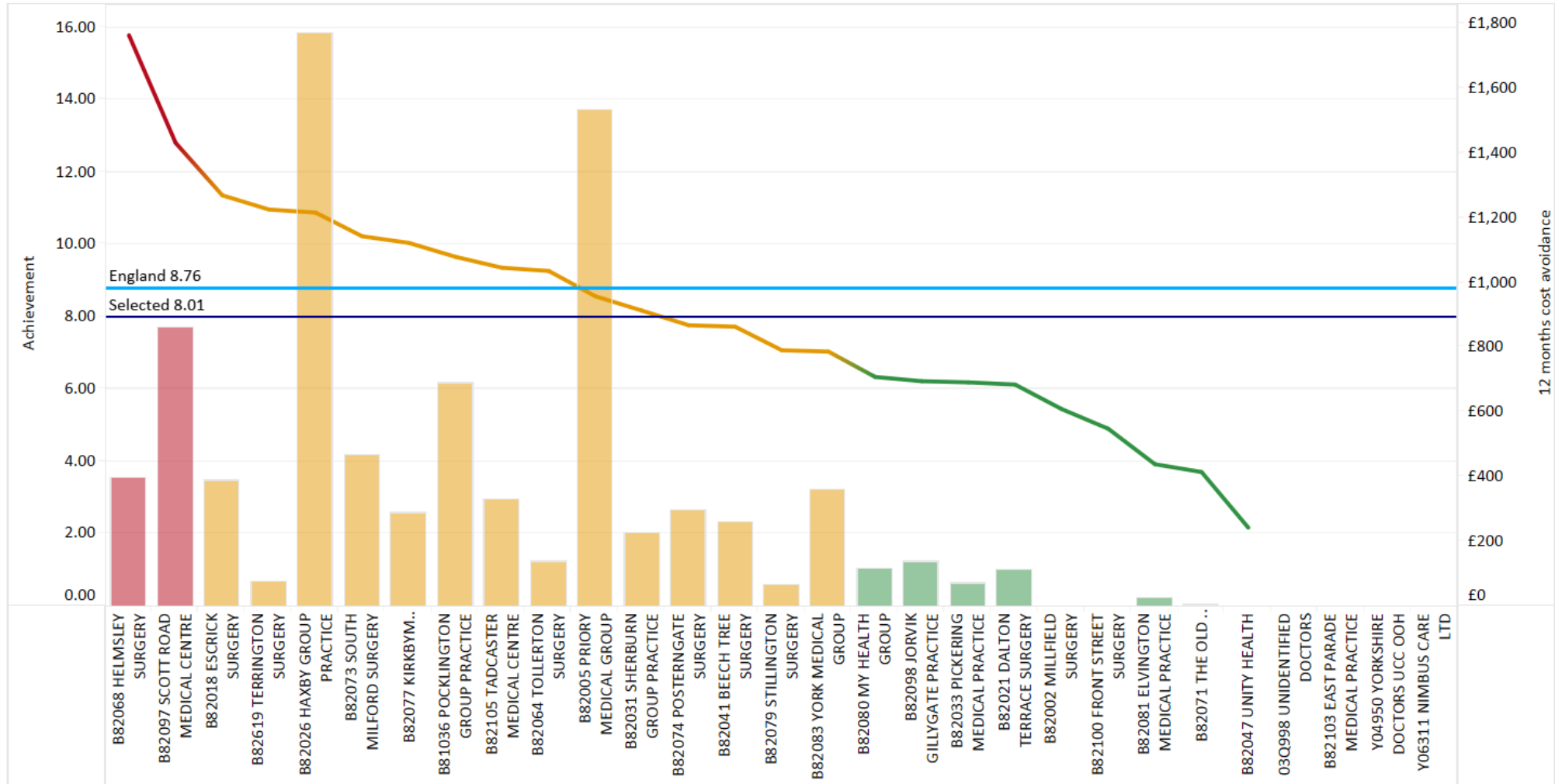


# Create Projects Shortlist

LPP\_P2\_Selfcare - Dandruff cost per 1,000 patients

[Back to projects shortlist...](#)

LPP\_P2\_Selfcare - Dandruff cost per 1,000 patients - chart to show spread of achievement and 12 months cost avoidance January 2021 to April 2021 in NHS VALE OF YORK CCG

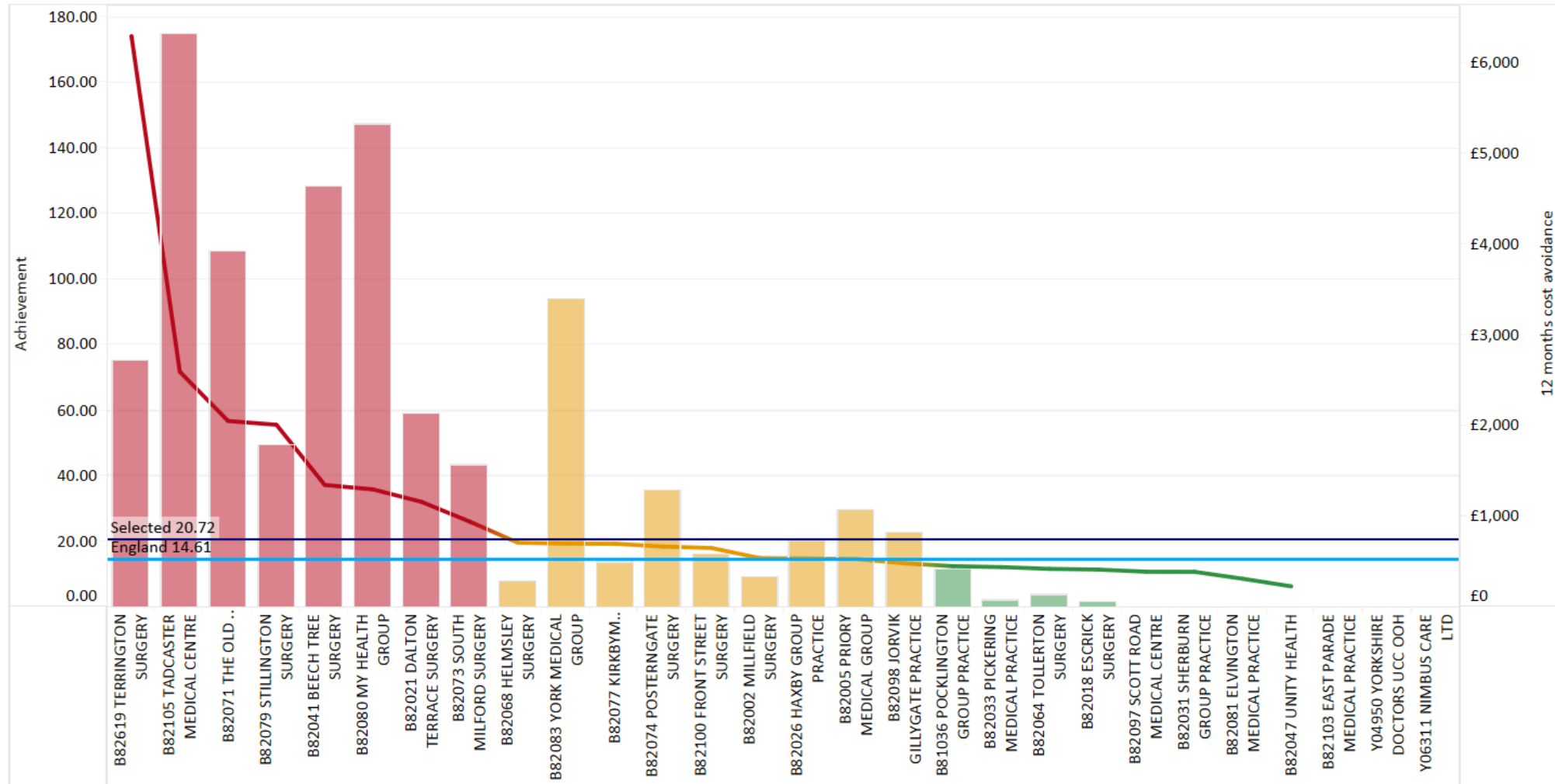


# Create Projects Shortlist

LPP\_P2\_Selfcare - Diarrhoea (adults) cost per 1,000 patients

[Back to projects shortlist...](#)

LPP\_P2\_Selfcare - Diarrhoea (adults) cost per 1,000 patients - chart to show spread of achievement and 12 months cost avoidance January 2021 to April 2021 in NHS VALE OF YORK CCG

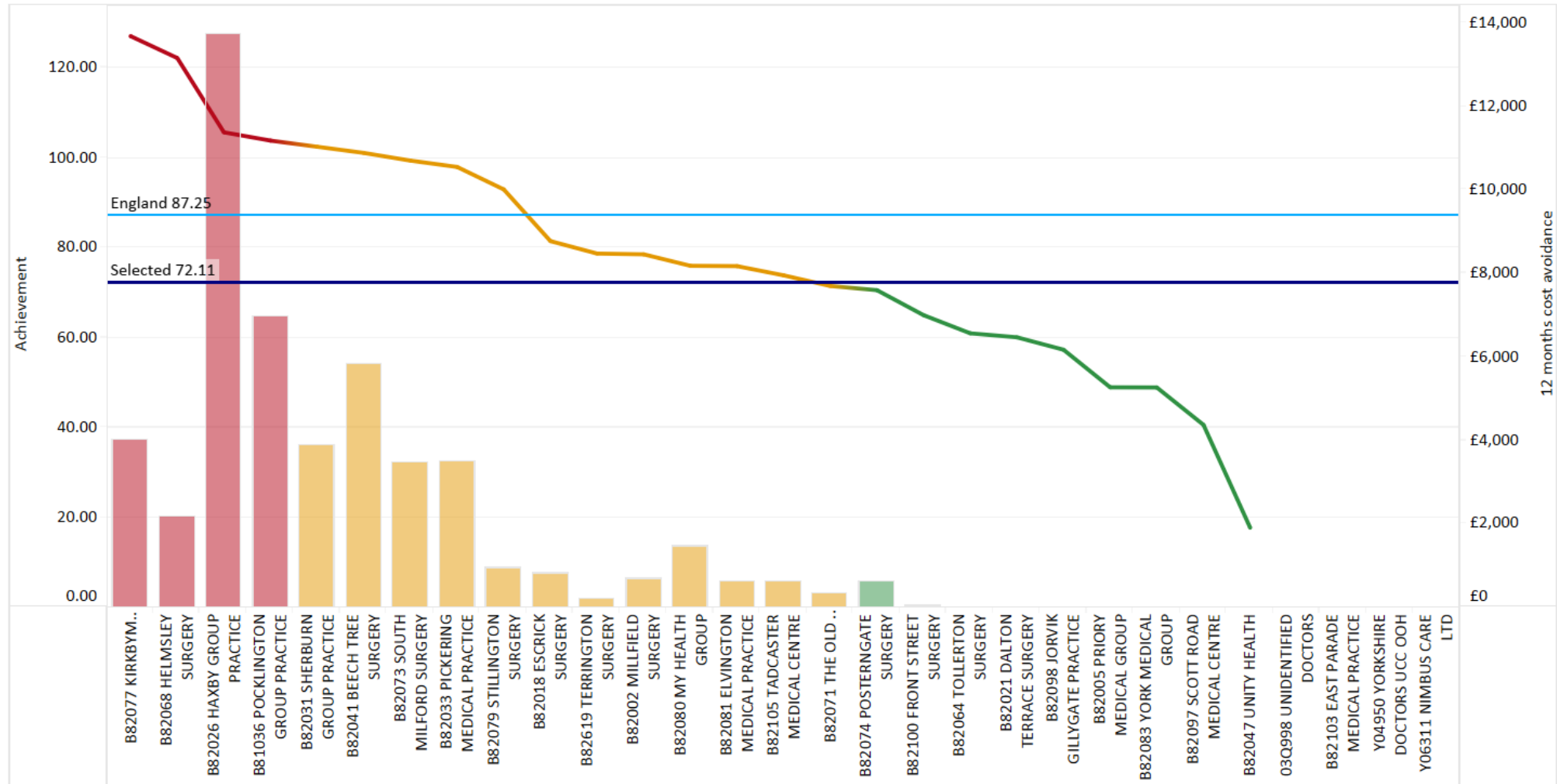


# Create Projects Shortlist

LPP\_P2\_Selfcare - Dry eyes/sore tired eyes cost per 1,000 patients

[Back to projects shortlist...](#)

LPP\_P2\_Selfcare - Dry eyes/sore tired eyes cost per 1,000 patients - chart to show spread of achievement and 12 months cost avoidance January 2021 to April 2021 in NHS VALE OF YORK CCG



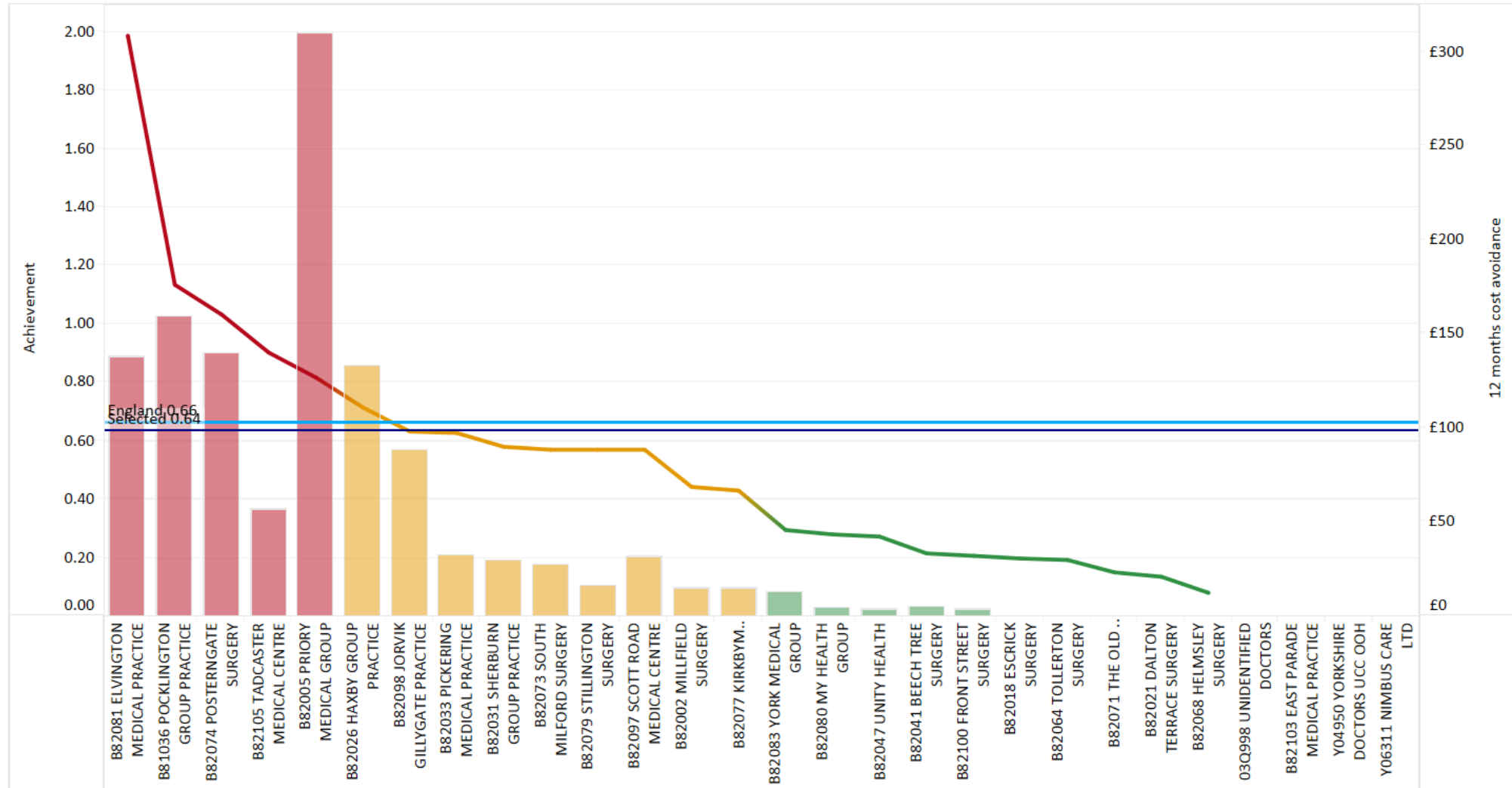


# Create Projects Shortlist

LPP\_P2\_Selfcare - Earwax cost per 1,000 patients

[Back to projects shortlist...](#)

LPP\_P2\_Selfcare - Earwax cost per 1,000 patients - chart to show spread of achievement and 12 months cost avoidance January 2021 to April 2021 in NHS VALE OF YORK CCG

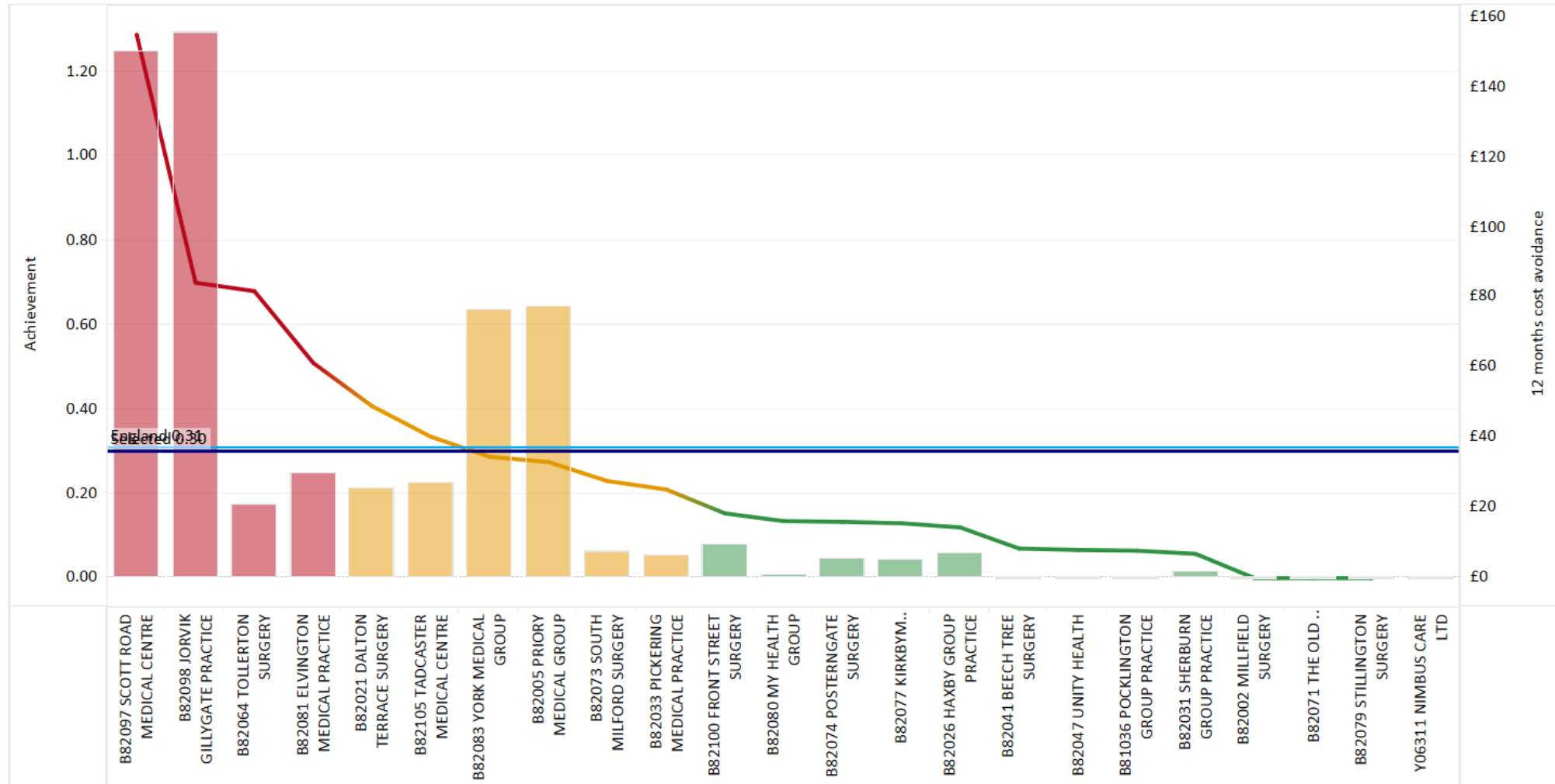


# Create Projects Shortlist

LPP\_P2\_Selfcare - Excessive sweating (hyperhidrosis) cost per 1,000 patients

[Back to projects shortlist...](#)

LPP\_P2\_Selfcare - Excessive sweating (hyperhidrosis) cost per 1,000 patients - chart to show spread of achievement and 12 months cost avoidance January 2021 to April 2021 in NHS VALE OF YORK CCG

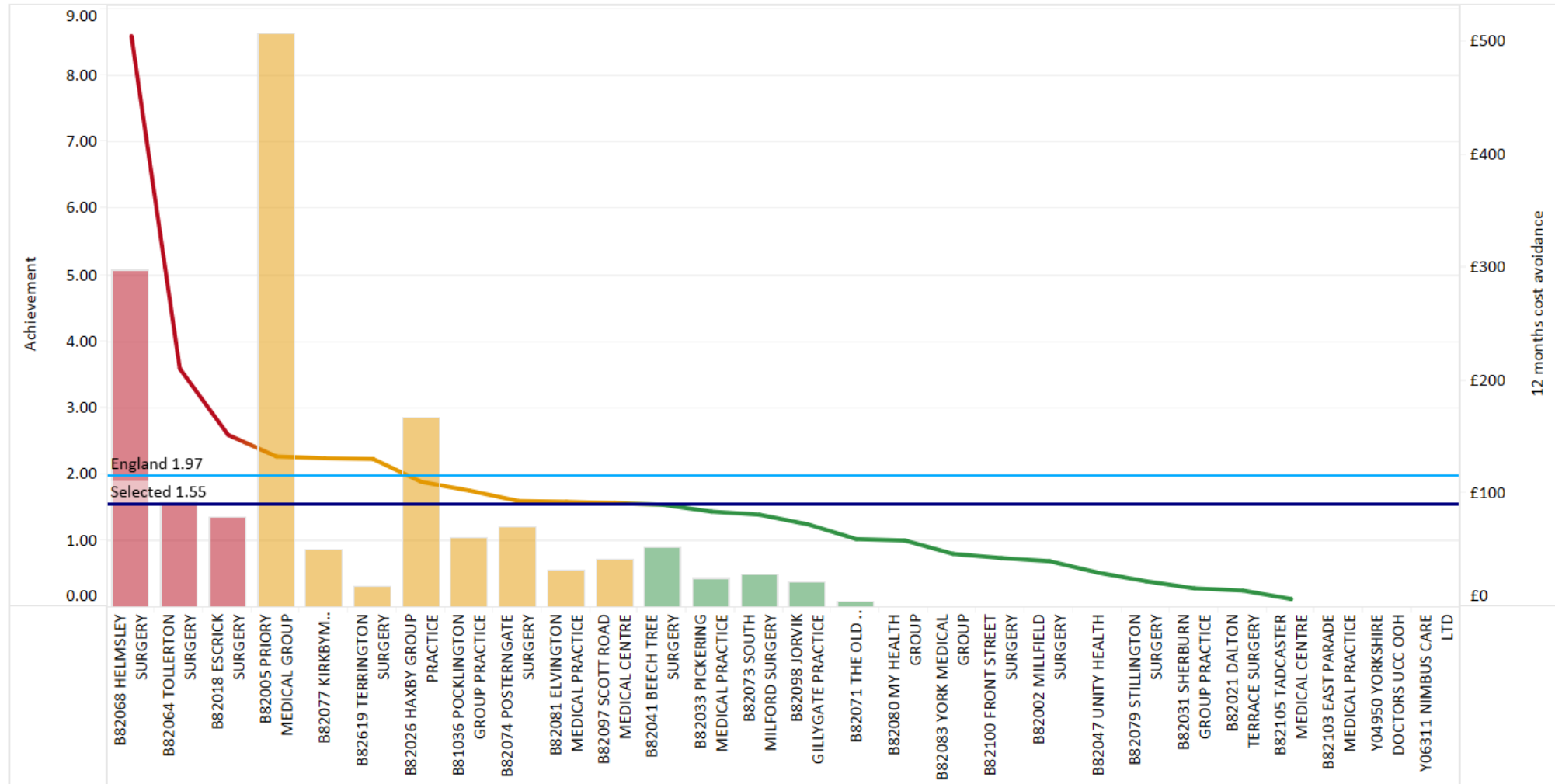


# Create Projects Shortlist

LPP\_P2\_Selfcare - Haemorrhoids cost per 1,000 patients

[Back to projects shortlist...](#)

LPP\_P2\_Selfcare - Haemorrhoids cost per 1,000 patients - chart to show spread of achievement and 12 months cost avoidance January 2021 to April 2021 in NHS VALE OF YORK CCG

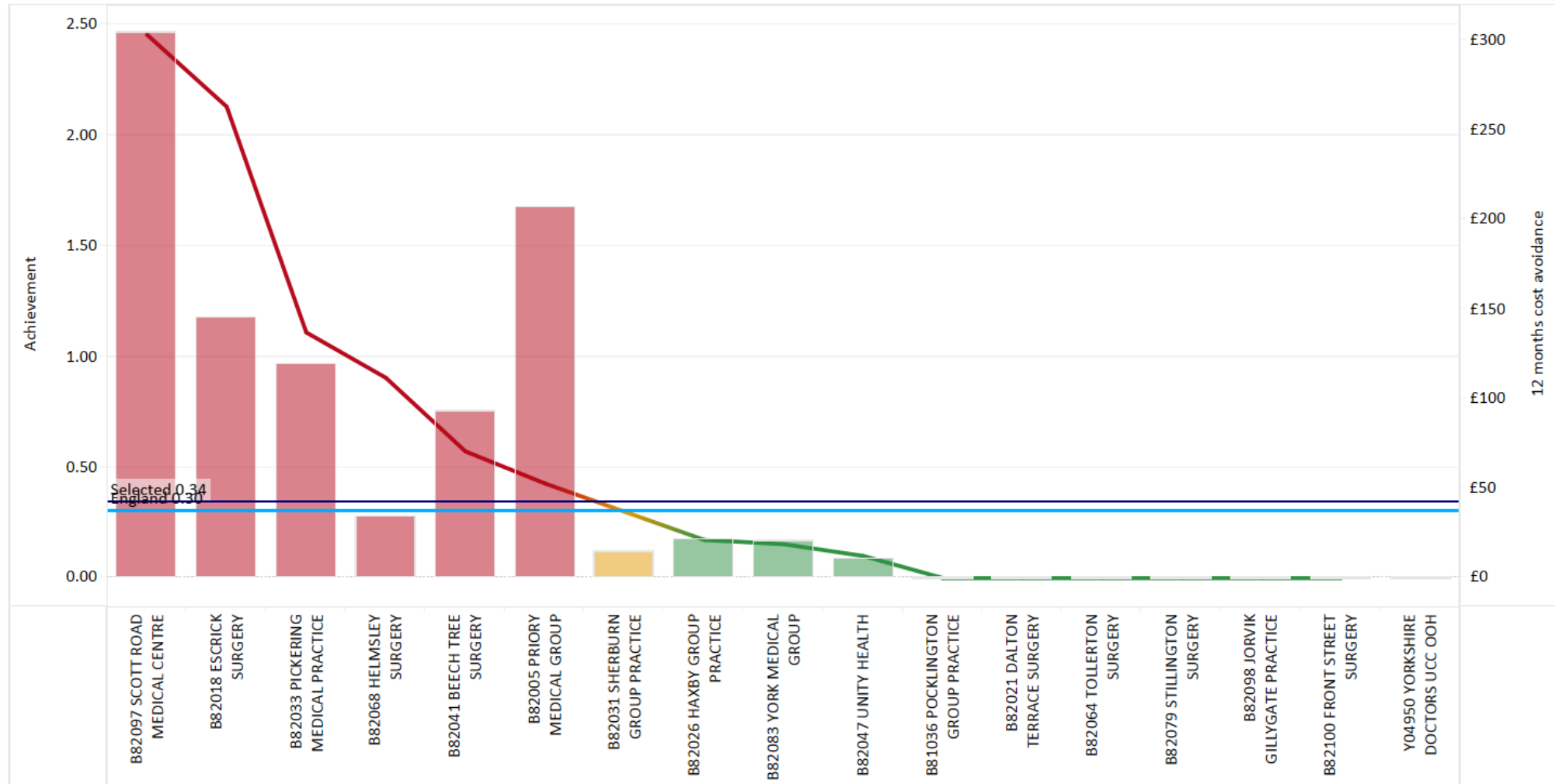


# Create Projects Shortlist

LPP\_P2\_Selfcare - Head lice cost per 1,000 patients

[Back to projects shortlist...](#)

LPP\_P2\_Selfcare - Head lice cost per 1,000 patients - chart to show spread of achievement and 12 months cost avoidance January 2021 to April 2021 in NHS VALE OF YORK CCG

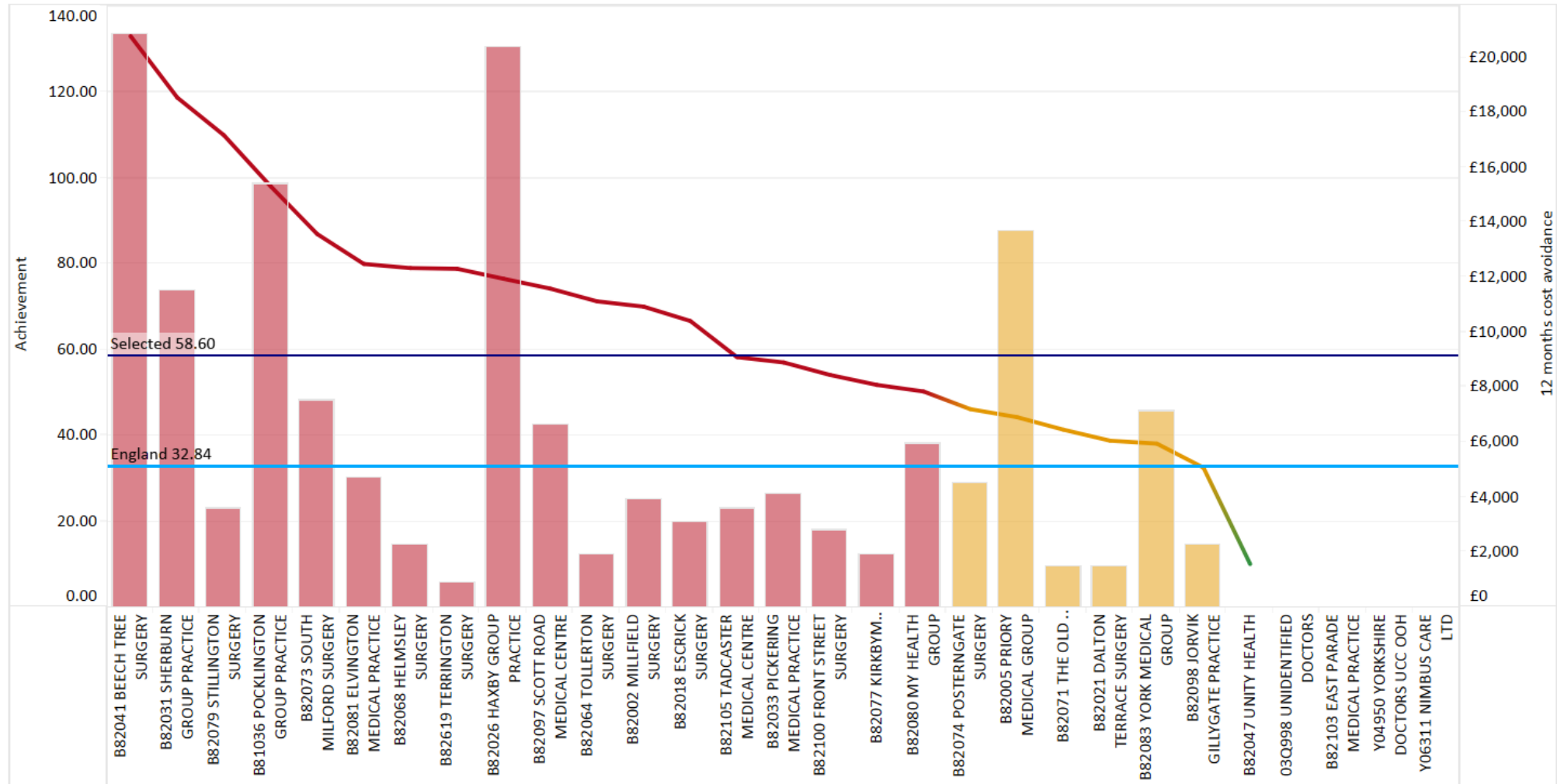


# Create Projects Shortlist

LPP\_P2\_Selfcare - Indigestion and heartburn cost per 1,000 patients

[Back to projects shortlist...](#)

LPP\_P2\_Selfcare - Indigestion and heartburn cost per 1,000 patients - chart to show spread of achievement and 12 months cost avoidance January 2021 to April 2021 in NHS VALE OF YORK CCG

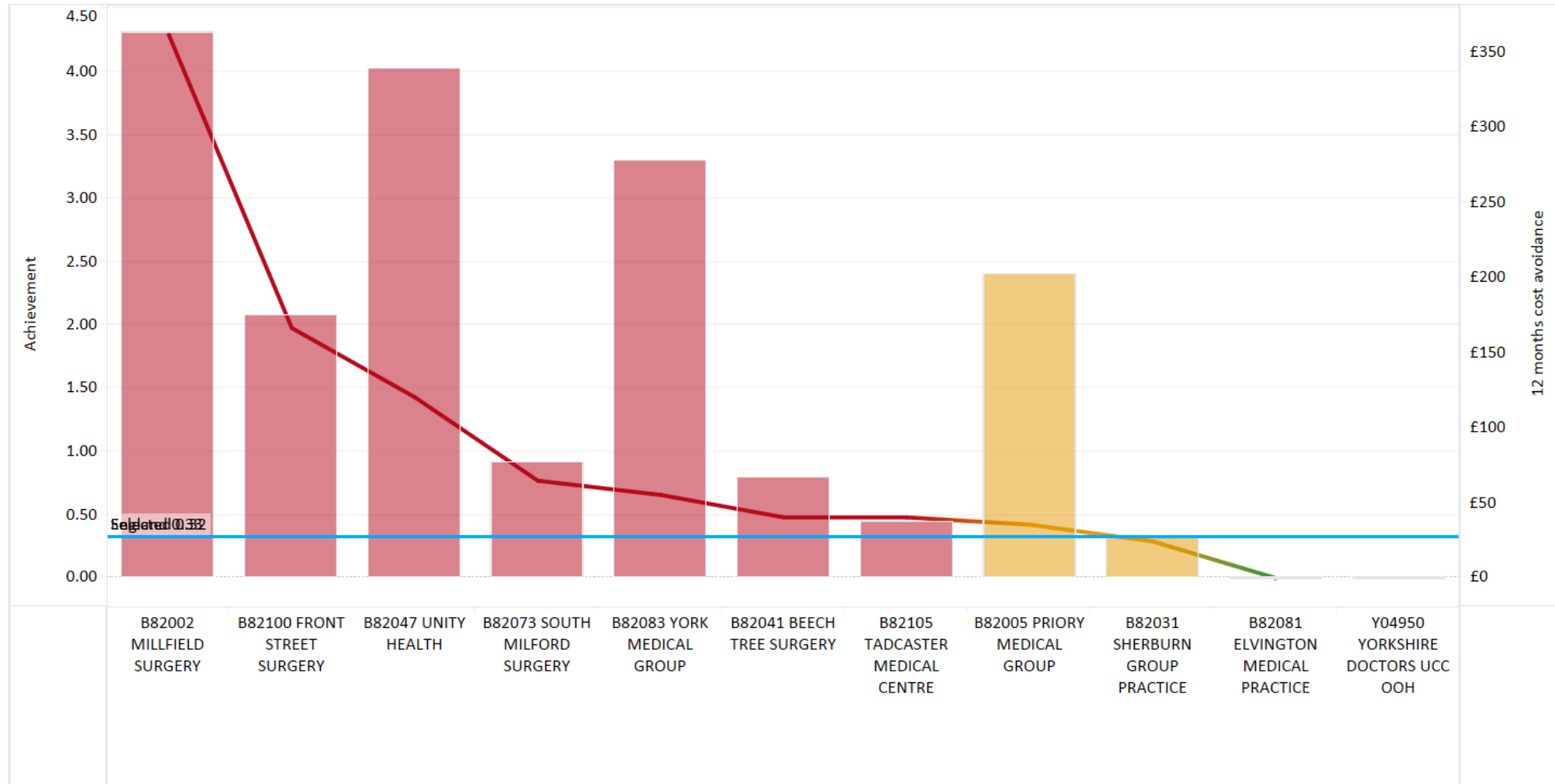


# Create Projects Shortlist

LPP\_P2\_Selfcare - Infant colic cost per 1,000 patients

[Back to projects shortlist...](#)

LPP\_P2\_Selfcare - Infant colic cost per 1,000 patients - chart to show spread of achievement and 12 months cost avoidance January 2021 to April 2021 in NHS VALE OF YORK CCG

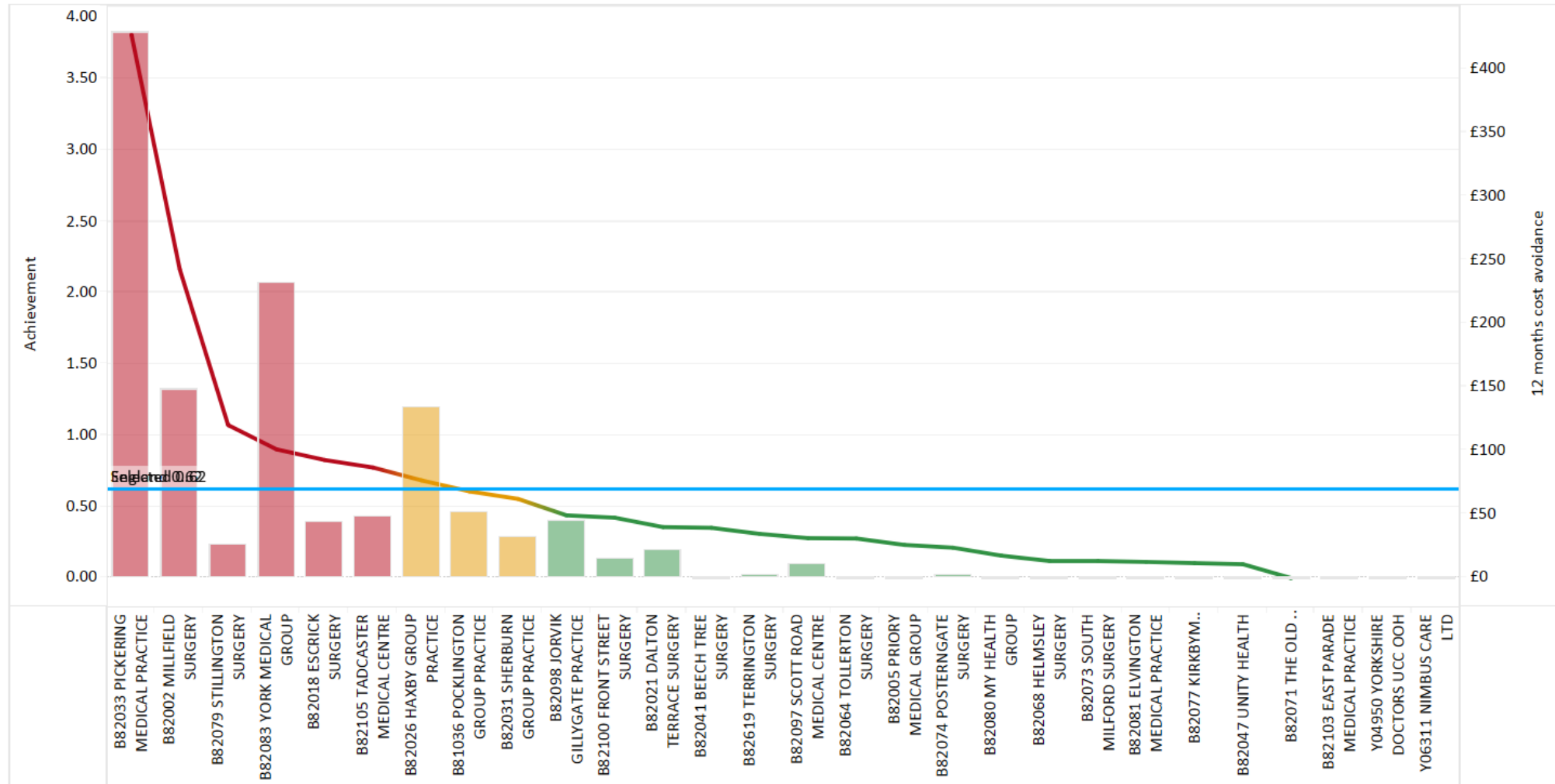


# Create Projects Shortlist

LPP\_P2\_Selfcare - Infrequent cold sores of the lip cost per 1,000 patients

[Back to projects shortlist...](#)

LPP\_P2\_Selfcare - Infrequent cold sores of the lip cost per 1,000 patients - chart to show spread of achievement and 12 months cost avoidance January 2021 to April 2021 in NHS VALE OF YORK CCG

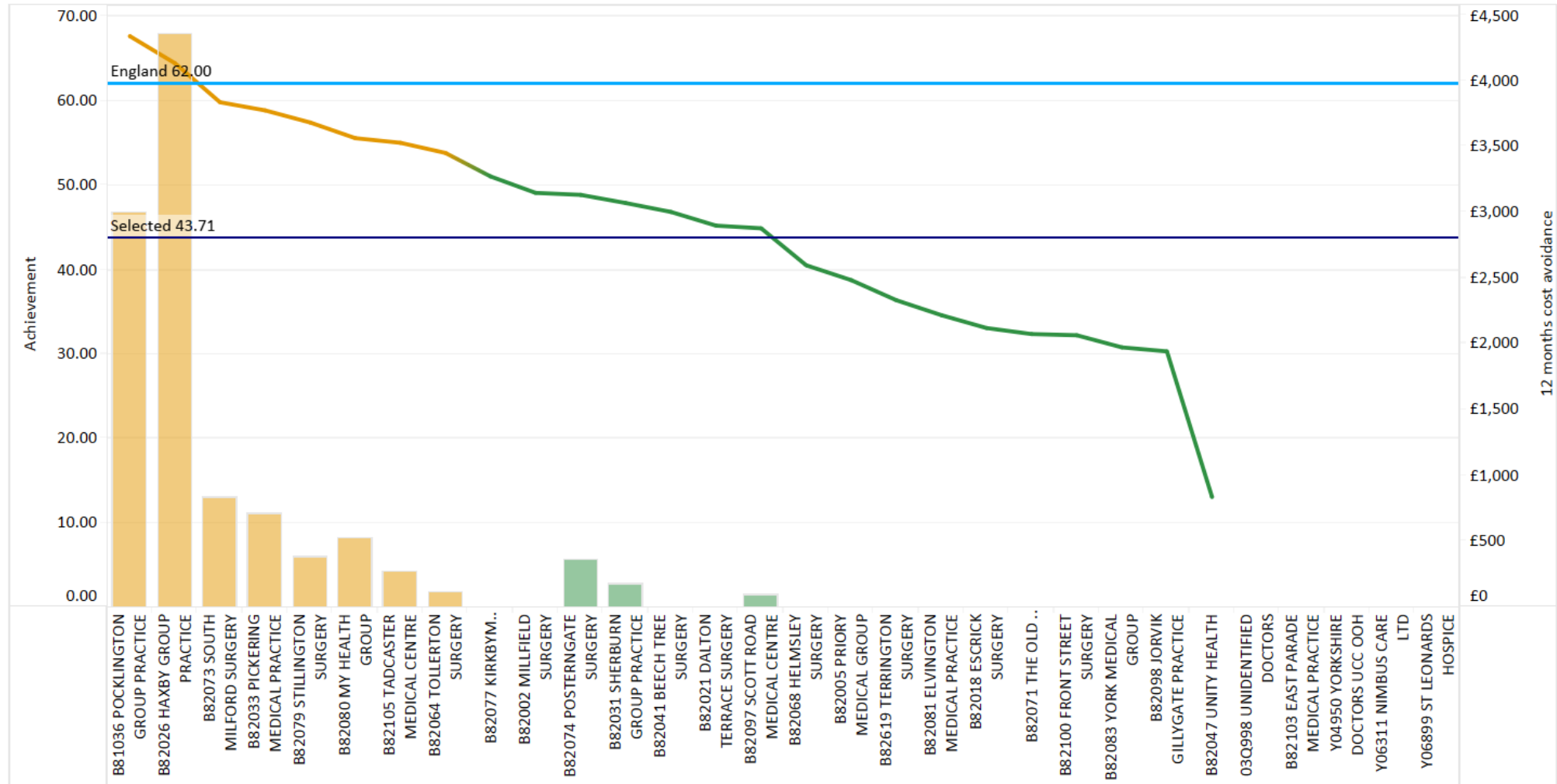


# Create Projects Shortlist

LPP\_P2\_Selfcare - Infrequent constipation cost per 1,000 patients

[Back to projects shortlist...](#)

LPP\_P2\_Selfcare - Infrequent constipation cost per 1,000 patients - chart to show spread of achievement and 12 months cost avoidance January 2021 to April 2021 in NHS VALE OF YORK CCG



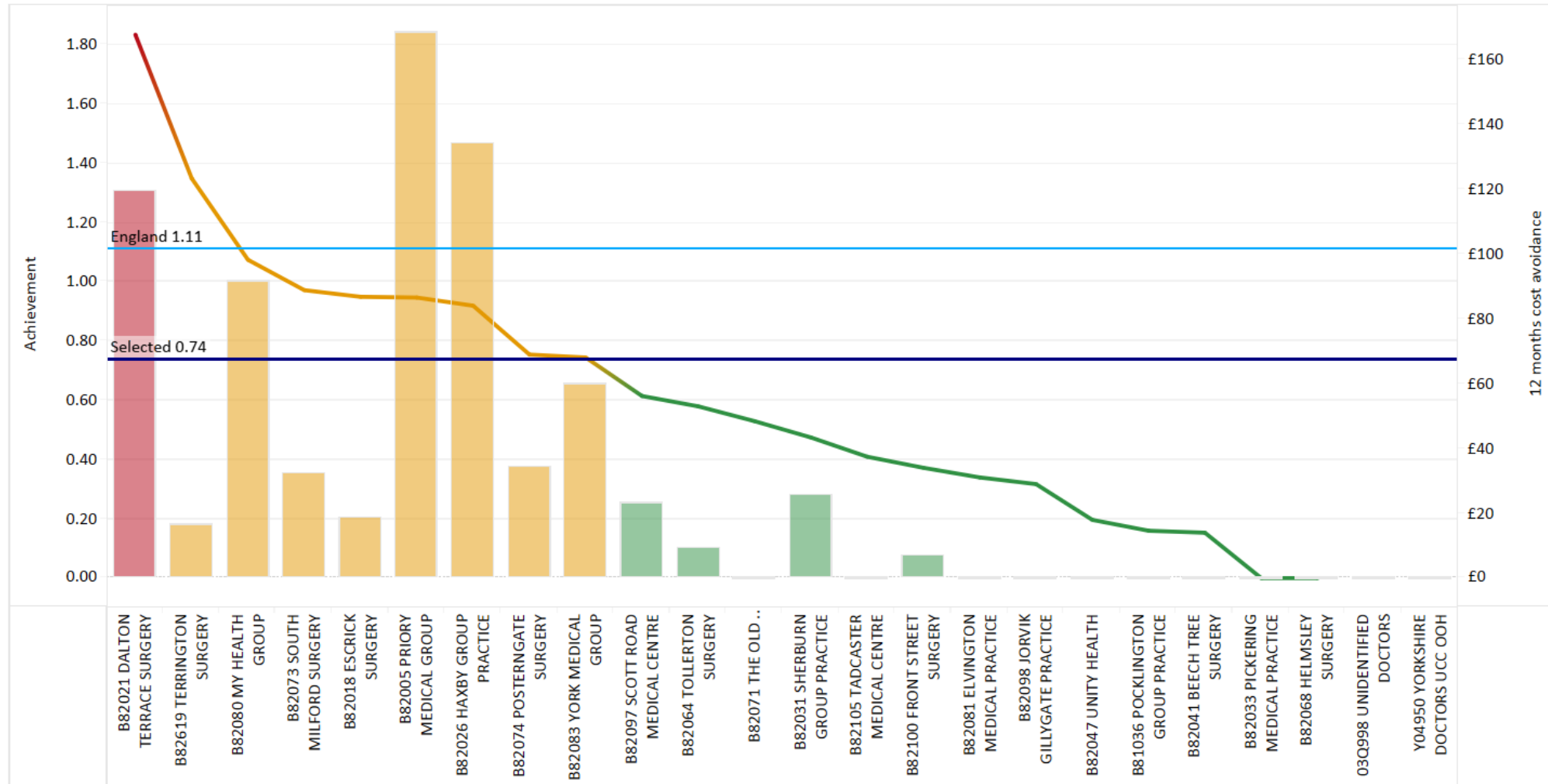


# Create Projects Shortlist

LPP\_P2\_Selfcare - Infrequent migraine cost per 1,000 patients

[Back to projects shortlist...](#)

LPP\_P2\_Selfcare - Infrequent migraine cost per 1,000 patients - chart to show spread of achievement and 12 months cost avoidance January 2021 to April 2021 in NHS VALE OF YORK CCG

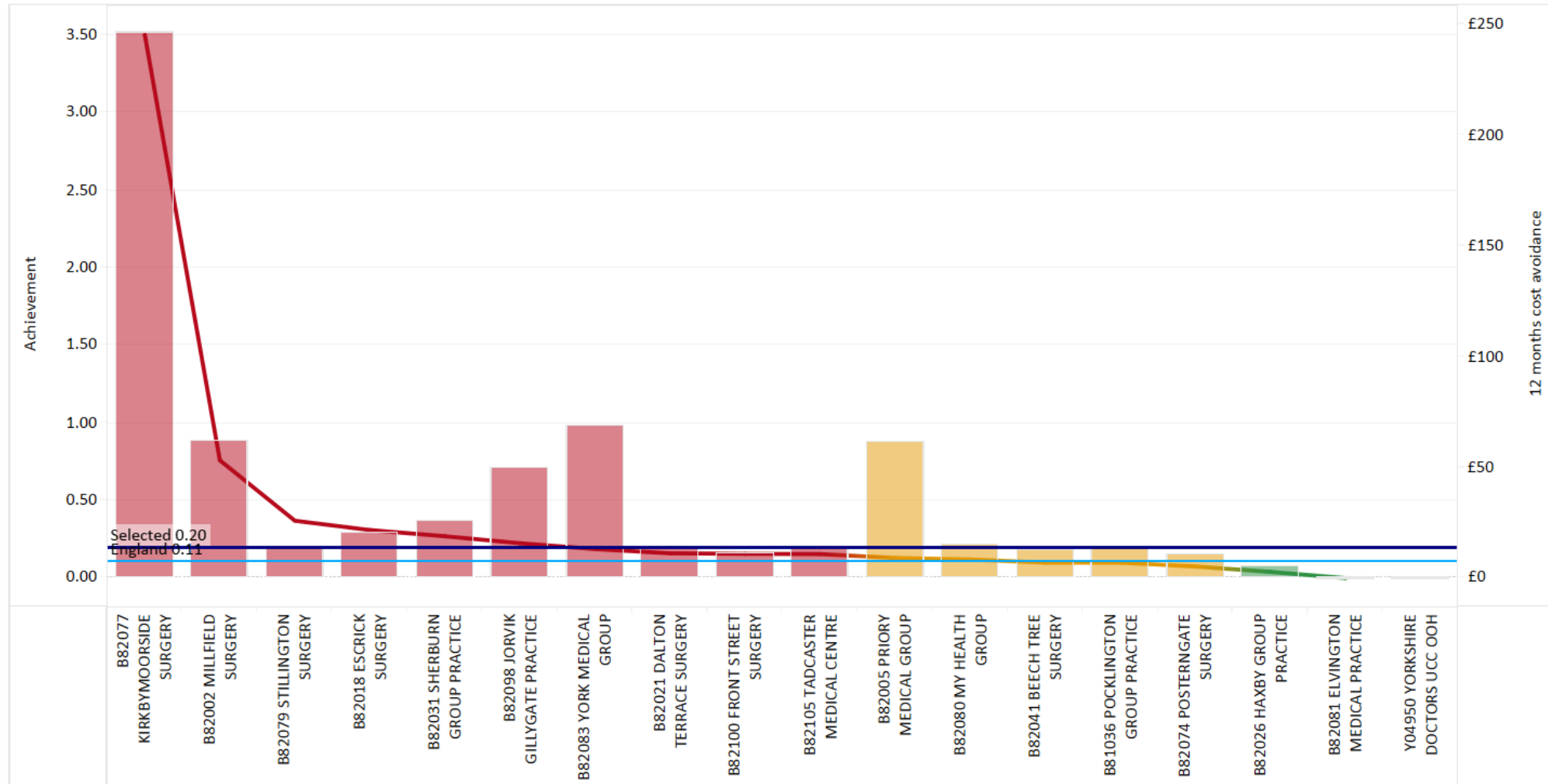


# Create Projects Shortlist

LPP\_P2\_Selfcare - Insect bites and stings cost per 1,000 patients

[Back to projects shortlist...](#)

LPP\_P2\_Selfcare - Insect bites and stings cost per 1,000 patients - chart to show spread of achievement and 12 months cost avoidance January 2021 to April 2021 in NHS VALE OF YORK CCG

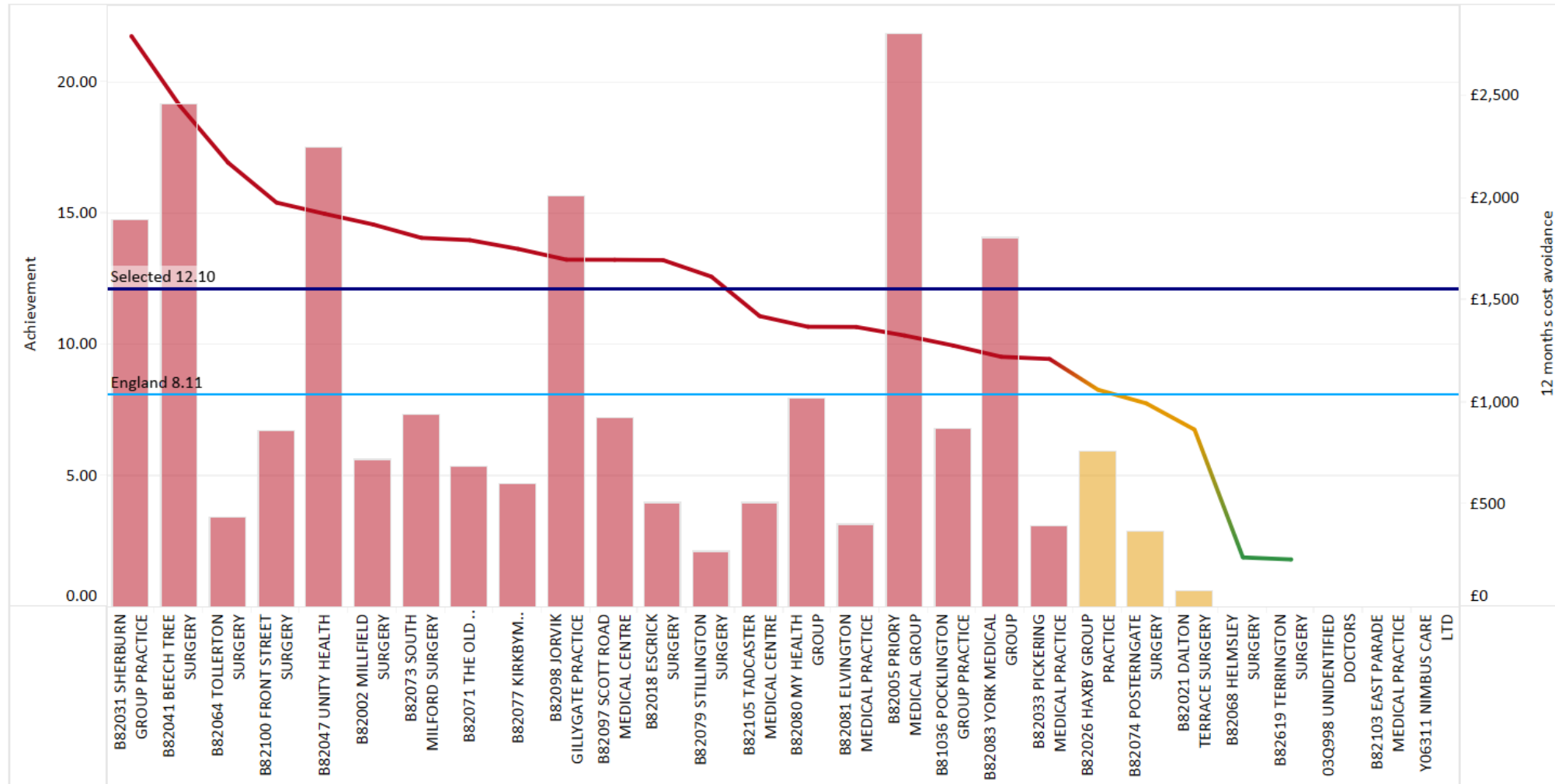


# Create Projects Shortlist

LPP\_P2\_Selfcare - Mild acne cost per 1,000 patients

[Back to projects shortlist...](#)

LPP\_P2\_Selfcare - Mild acne cost per 1,000 patients - chart to show spread of achievement and 12 months cost avoidance January 2021 to April 2021 in NHS VALE OF YORK CCG

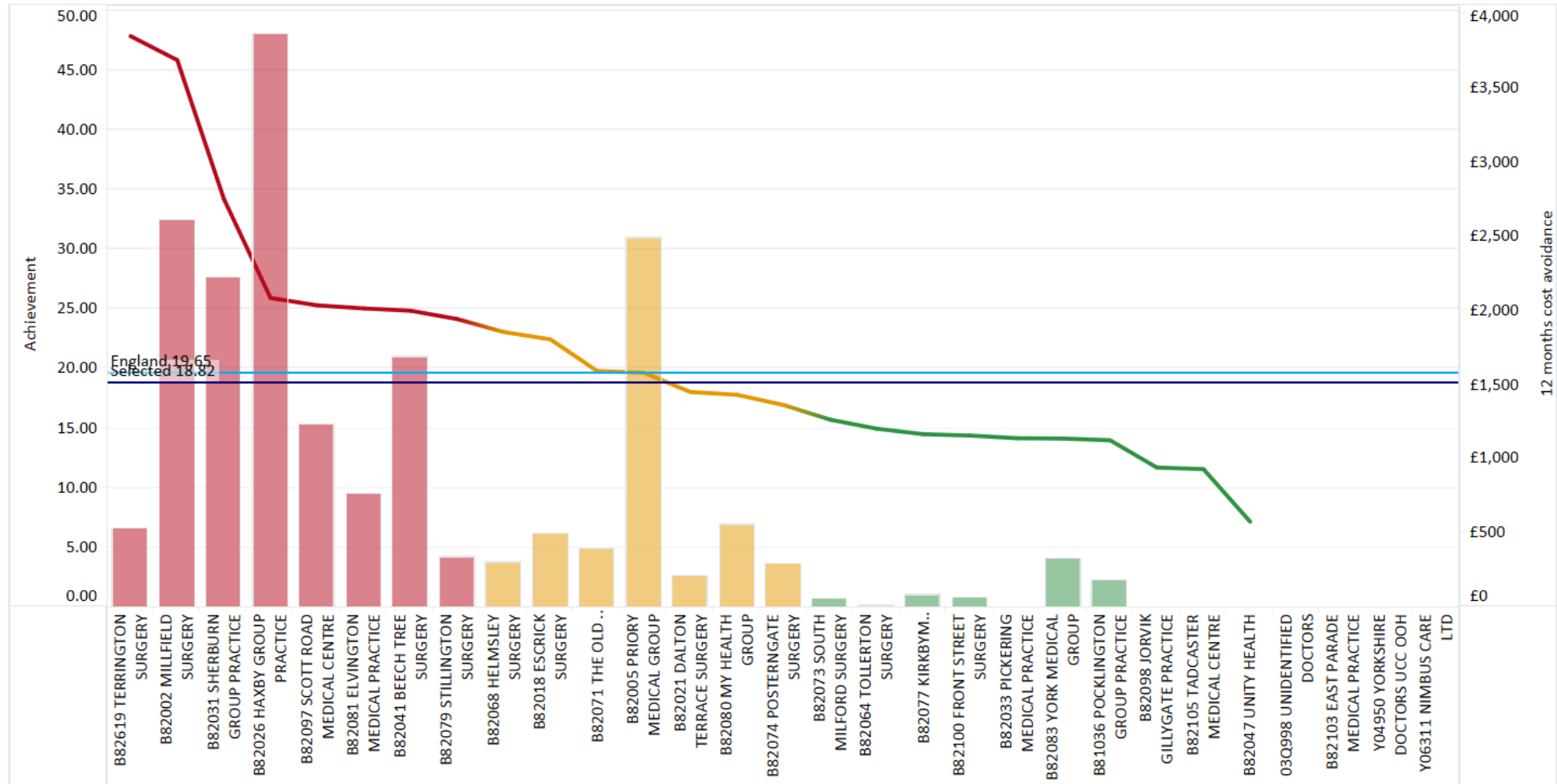


# Create Projects Shortlist

LPP\_P2\_Selfcare - Mild contact dermatitis cost per 1,000 patients

[Back to projects shortlist...](#)

LPP\_P2\_Selfcare - Mild contact dermatitis cost per 1,000 patients - chart to show spread of achievement and 12 months cost avoidance January 2021 to April 2021 in NHS VALE OF YORK CCG

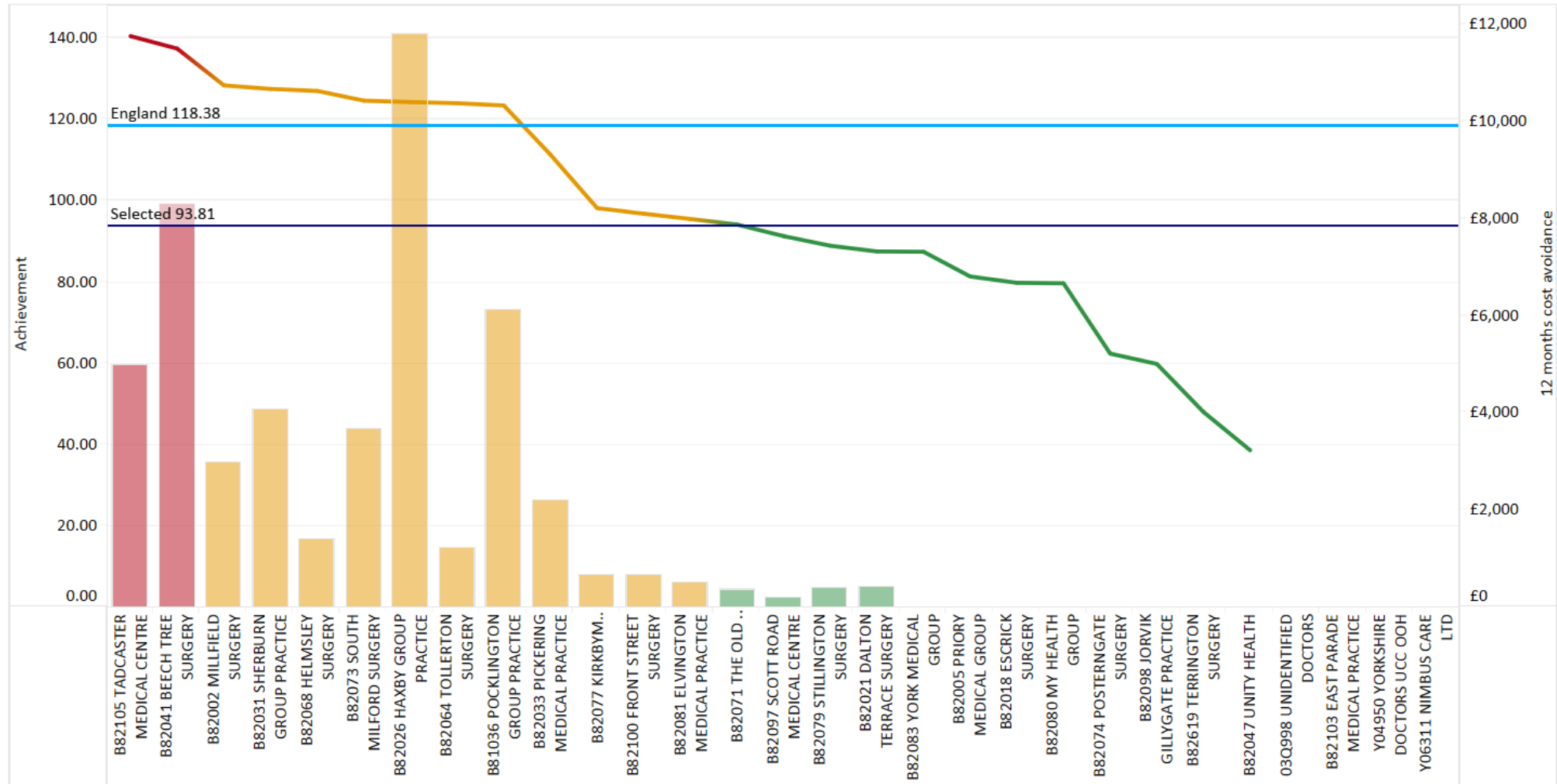


# Create Projects Shortlist

LPP\_P2\_Selfcare - Mild dry skin/sunburn cost per 1,000 patients

[Back to projects shortlist...](#)

LPP\_P2\_Selfcare - Mild dry skin/sunburn cost per 1,000 patients - chart to show spread of achievement and 12 months cost avoidance January 2021 to April 2021 in NHS VALE OF YORK CCG

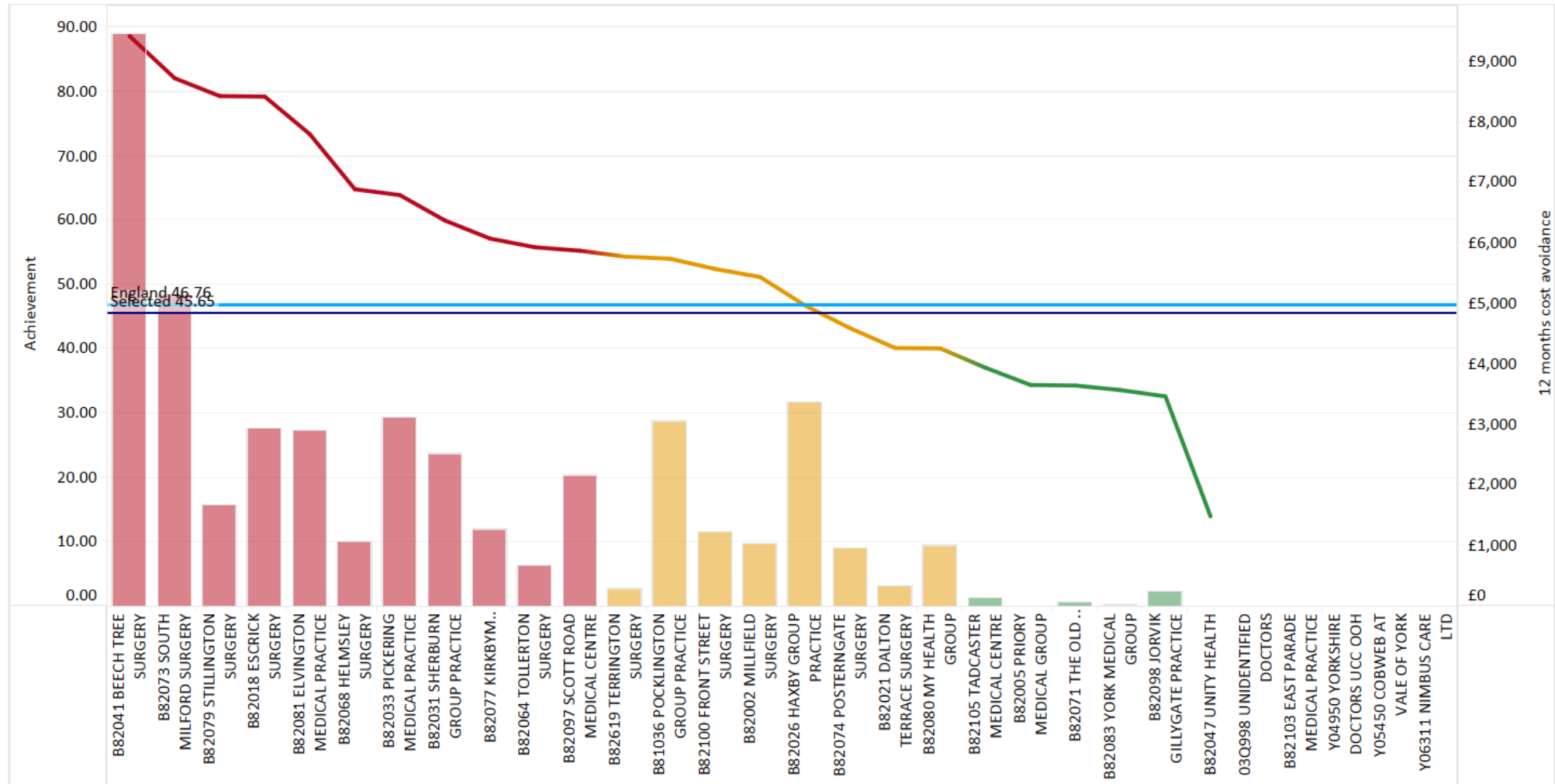


# Create Projects Shortlist

LPP\_P2\_Selfcare - Mild to moderate hay fever/allergic rhinitis cost per 1,000 patients

[Back to projects shortlist...](#)

LPP\_P2\_Selfcare - Mild to moderate hay fever/allergic rhinitis cost per 1,000 patients - chart to show spread of achievement and 12 months cost avoidance January 2021 to April 2021 in NHS VALE OF YORK CCG

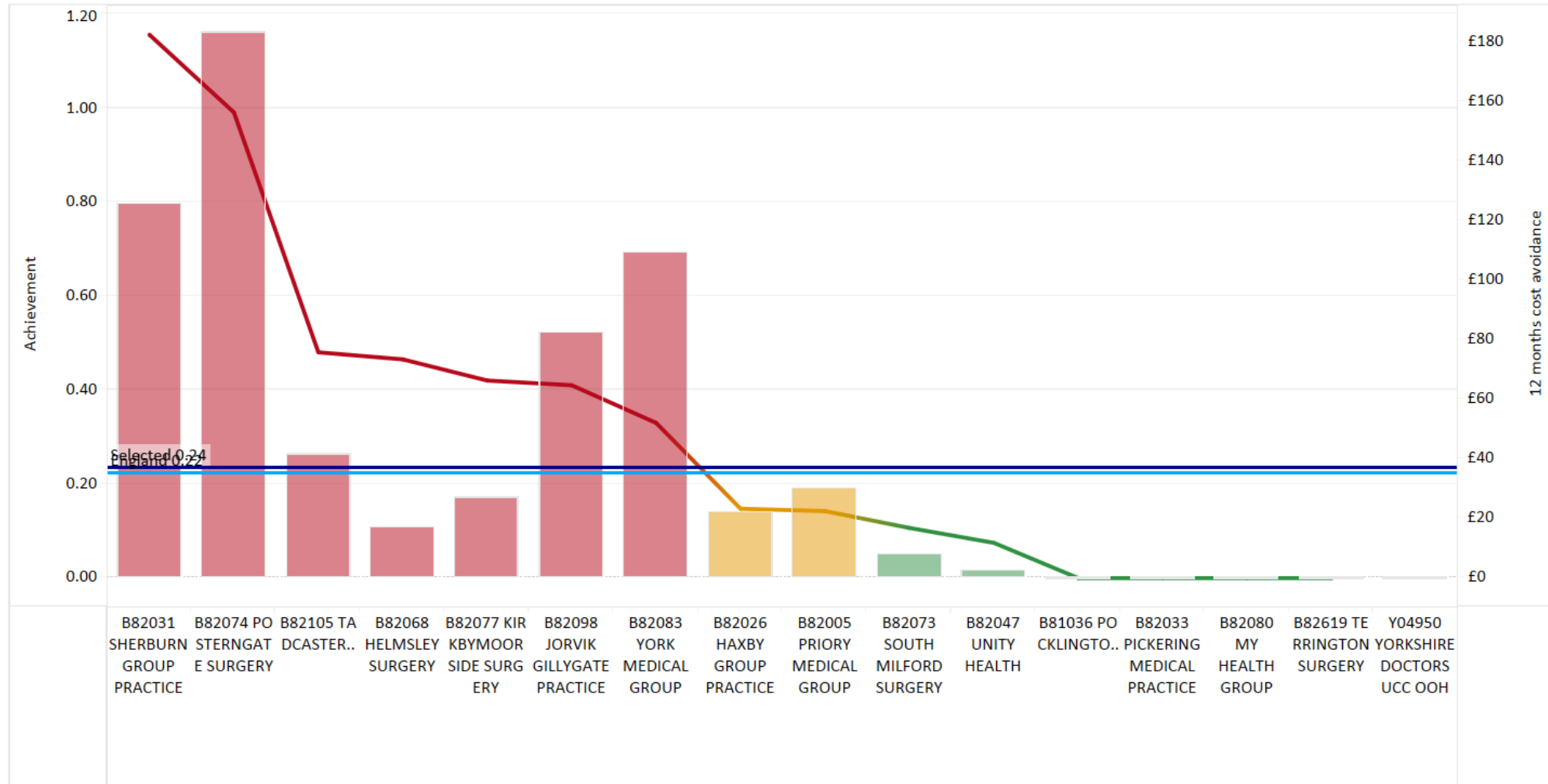


# Create Projects Shortlist

LPP\_P2\_Selfcare - Minor burns and scalds cost per 1,000 patients

[Back to projects shortlist...](#)

LPP\_P2\_Selfcare - Minor burns and scalds cost per 1,000 patients - chart to show spread of achievement and 12 months cost avoidance January 2021 to April 2021 in NHS VALE OF YORK CCG

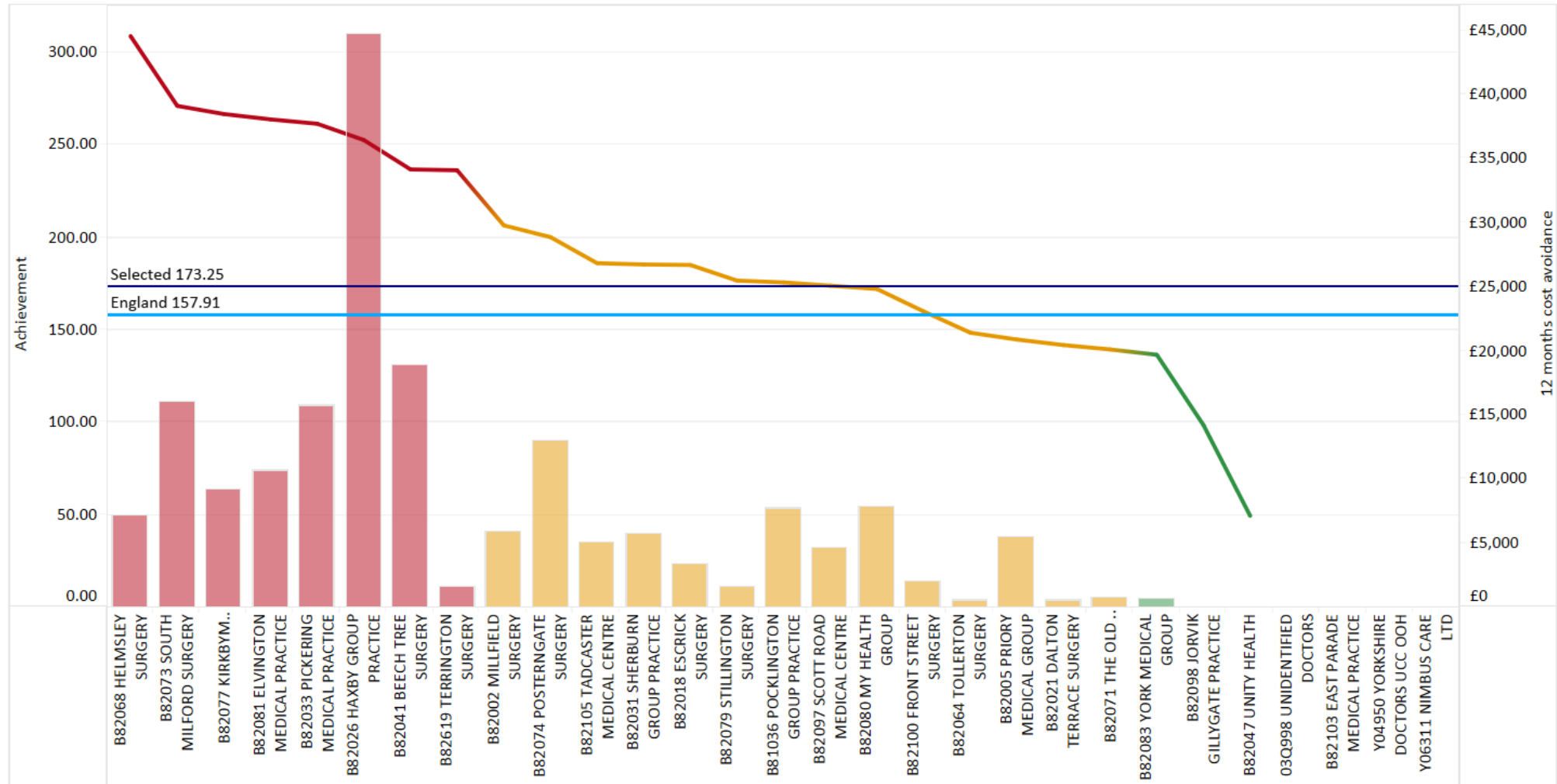


# Create Projects Shortlist

LPP\_P2\_Selfcare - Minor conditions associated with pain, discomfort and/fever. (e.g. aches and sprains, h..

[Back to projects shortlist...](#)

LPP\_P2\_Selfcare - Minor conditions associated with pain, discomfort and/fever. (e.g. aches and sprains, headache, period pain, back pain) cost per 1,000 patients - chart to show spread of achievement and 12 months cost avoidance January 2021 to April 2021 in NHS VALE OF YORK CCG



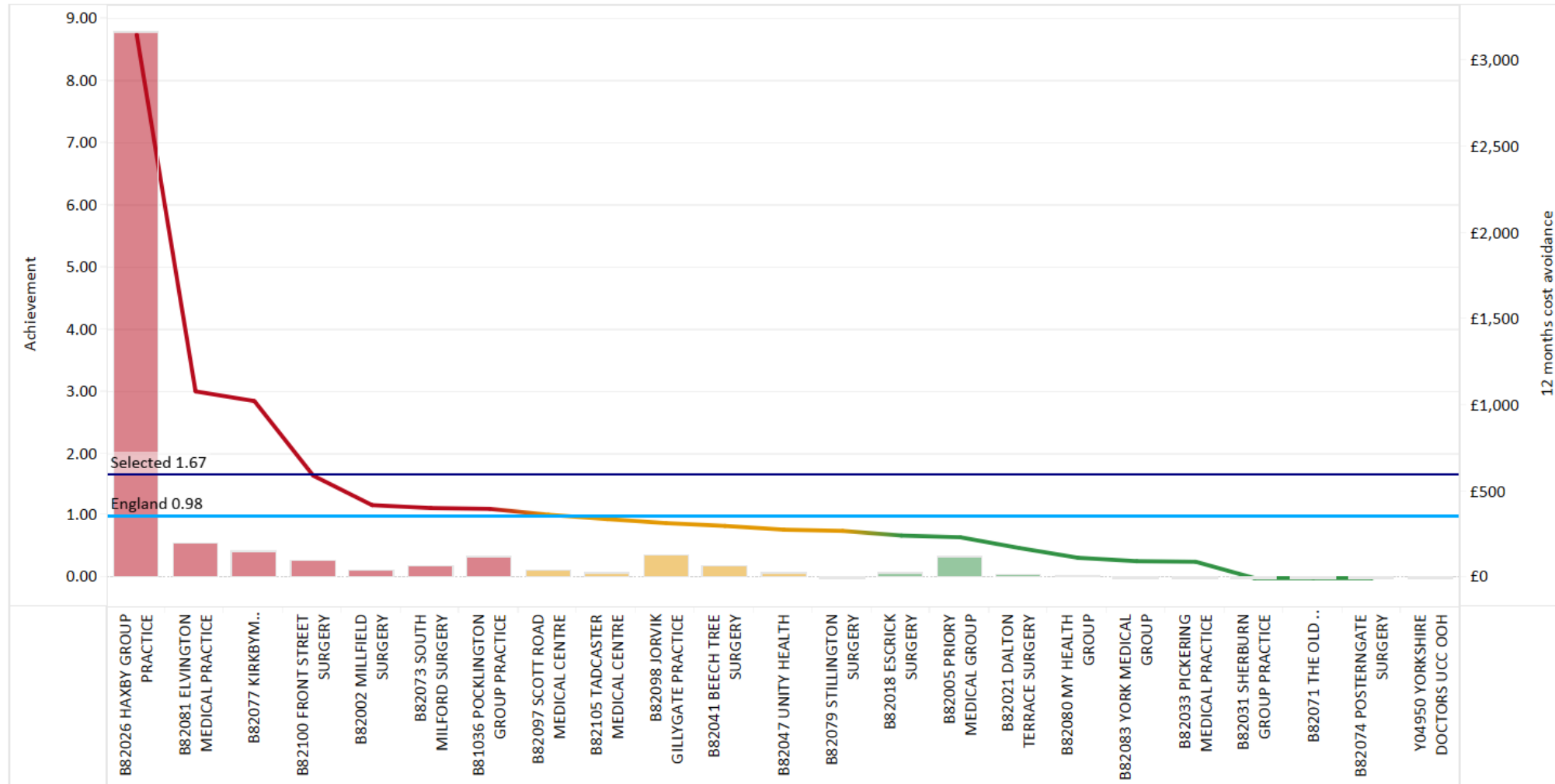


# Create Projects Shortlist

LPP\_P2\_Selfcare - Mouth ulcers cost per 1,000 patients

[Back to projects shortlist...](#)

LPP\_P2\_Selfcare - Mouth ulcers cost per 1,000 patients - chart to show spread of achievement and 12 months cost avoidance January 2021 to April 2021 in NHS VALE OF YORK CCG

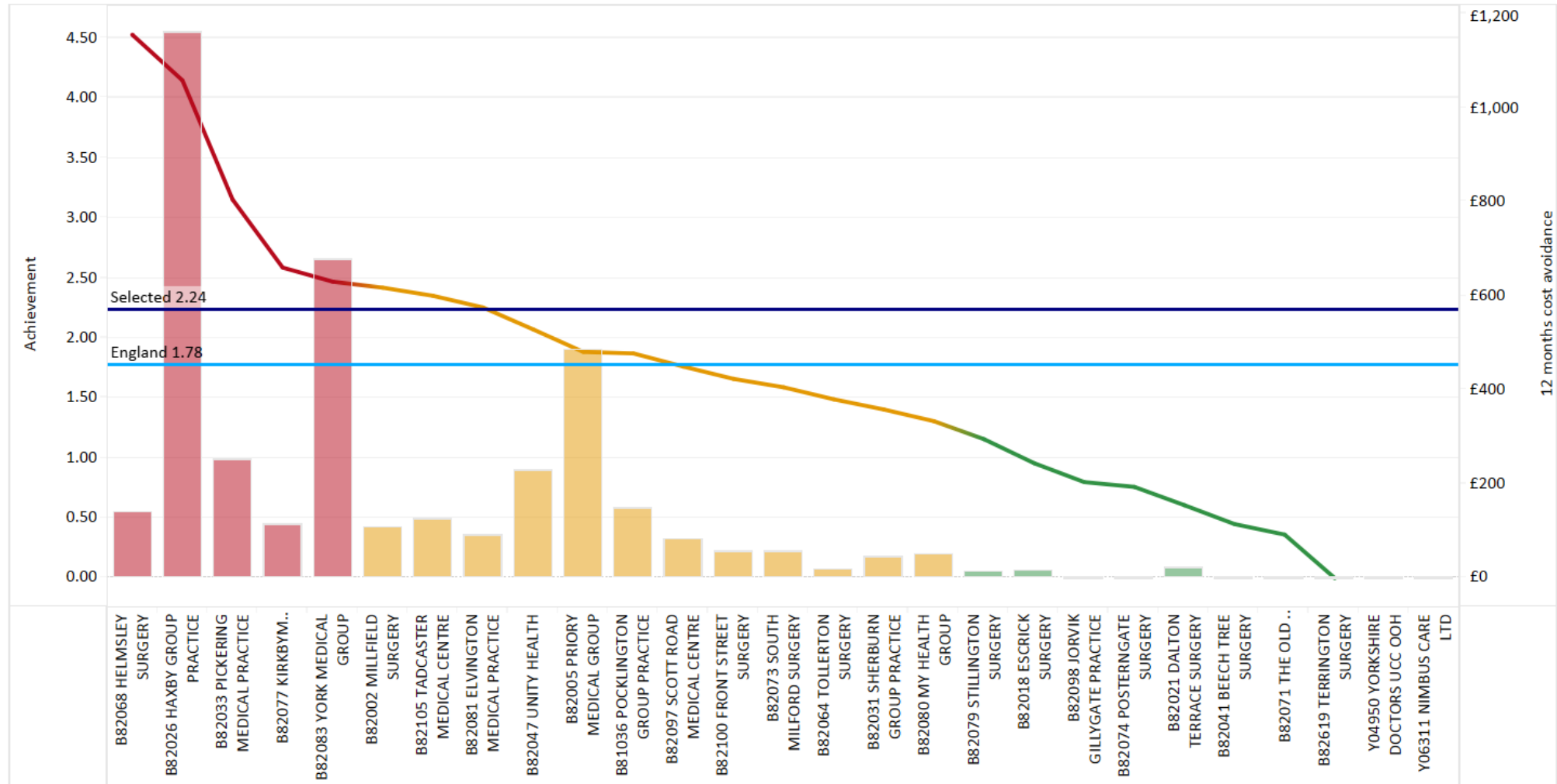


# Create Projects Shortlist

LPP\_P2\_Selfcare - Nappy rash cost per 1,000 patients

[Back to projects shortlist...](#)

LPP\_P2\_Selfcare - Nappy rash cost per 1,000 patients - chart to show spread of achievement and 12 months cost avoidance January 2021 to April 2021 in NHS VALE OF YORK CCG

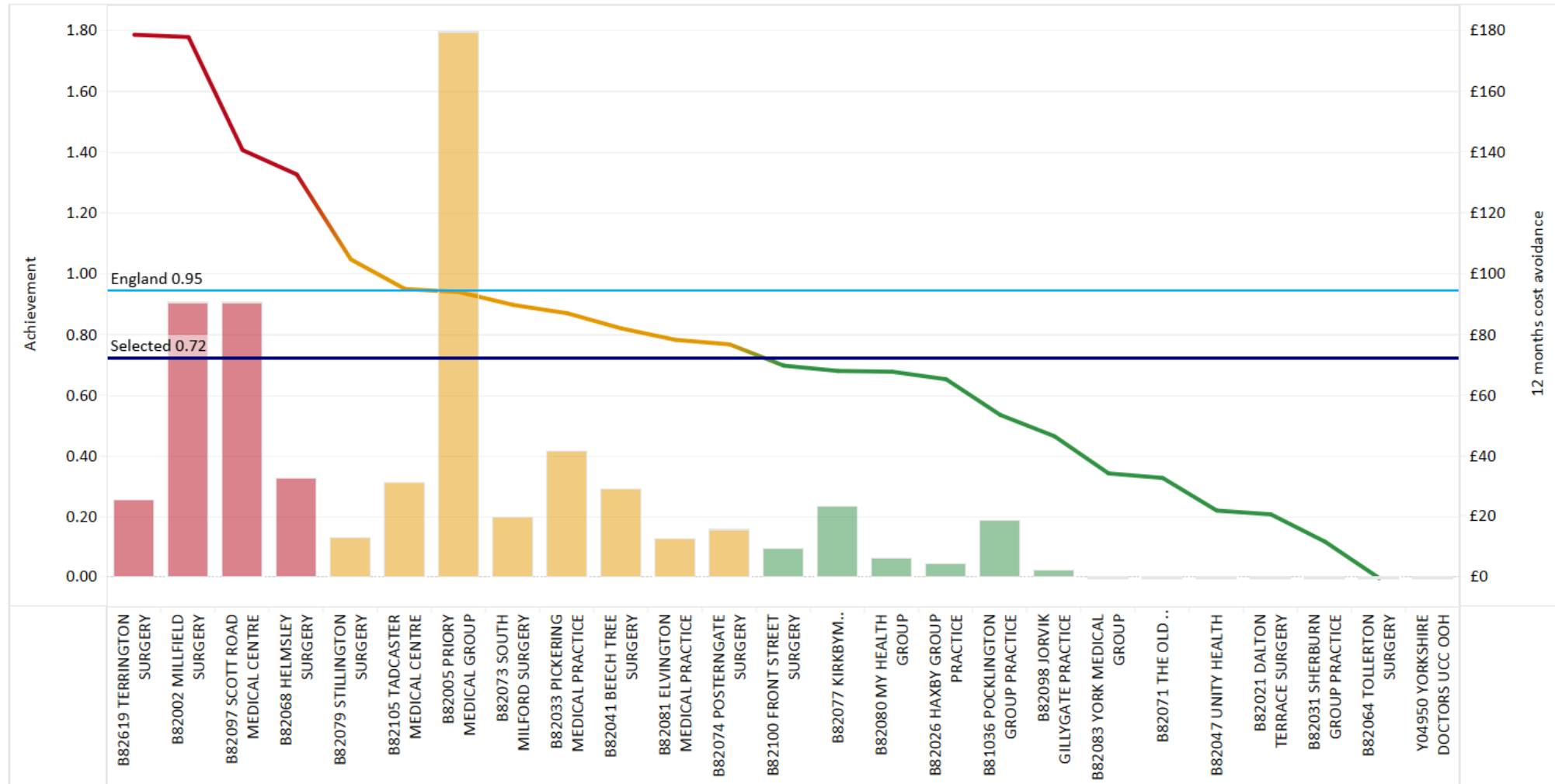


# Create Projects Shortlist

LPP\_P2\_Selfcare - Oral thrush cost per 1,000 patients

[Back to projects shortlist...](#)

LPP\_P2\_Selfcare - Oral thrush cost per 1,000 patients - chart to show spread of achievement and 12 months cost avoidance January 2021 to April 2021 in NHS VALE OF YORK CCG

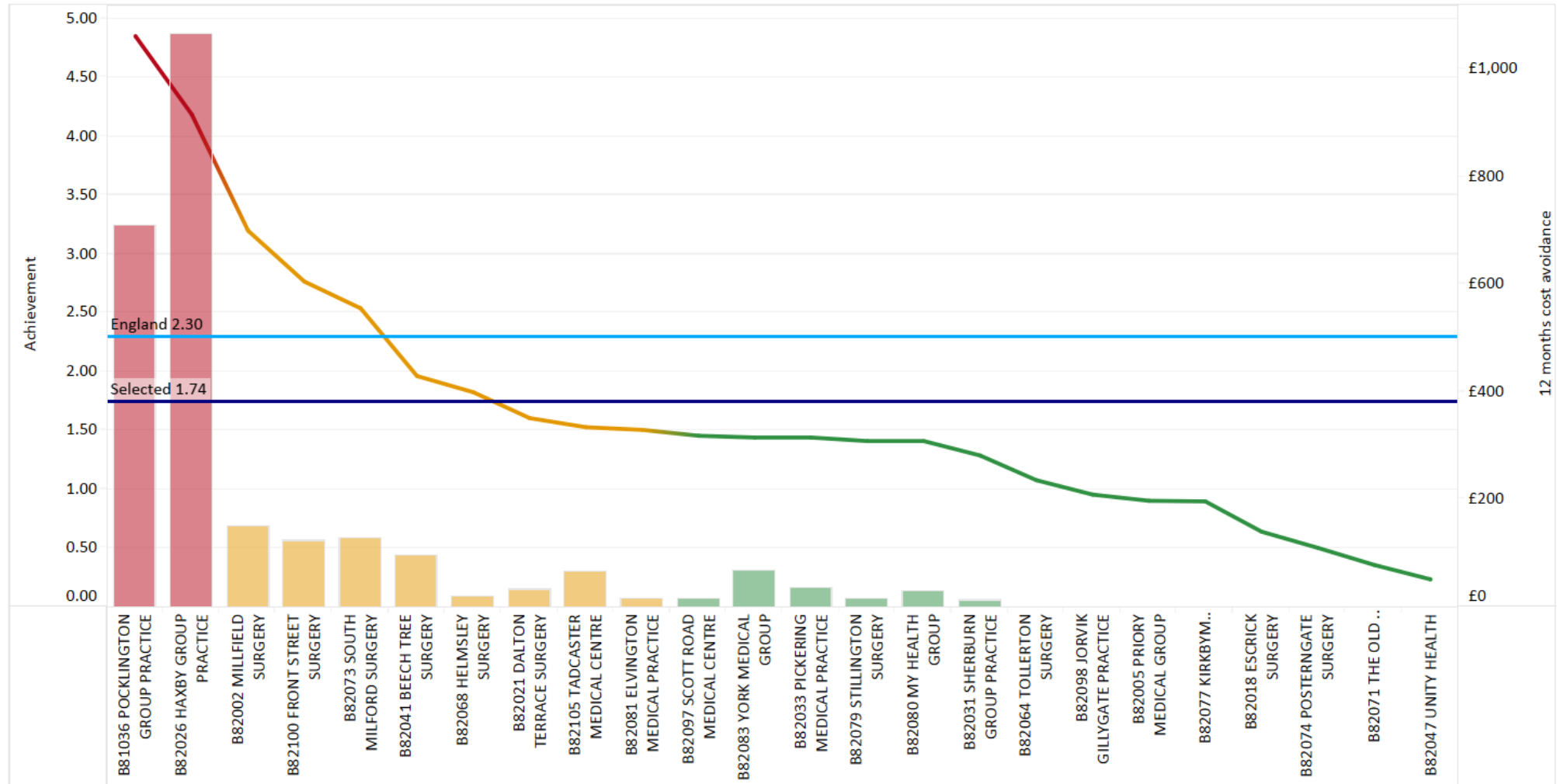


# Create Projects Shortlist

LPP\_P2\_Selfcare - Prevention of dental caries cost per 1,000 patients

[Back to projects shortlist...](#)

LPP\_P2\_Selfcare - Prevention of dental caries cost per 1,000 patients - chart to show spread of achievement and 12 months cost avoidance January 2021 to April 2021 in NHS VALE OF YORK CCG

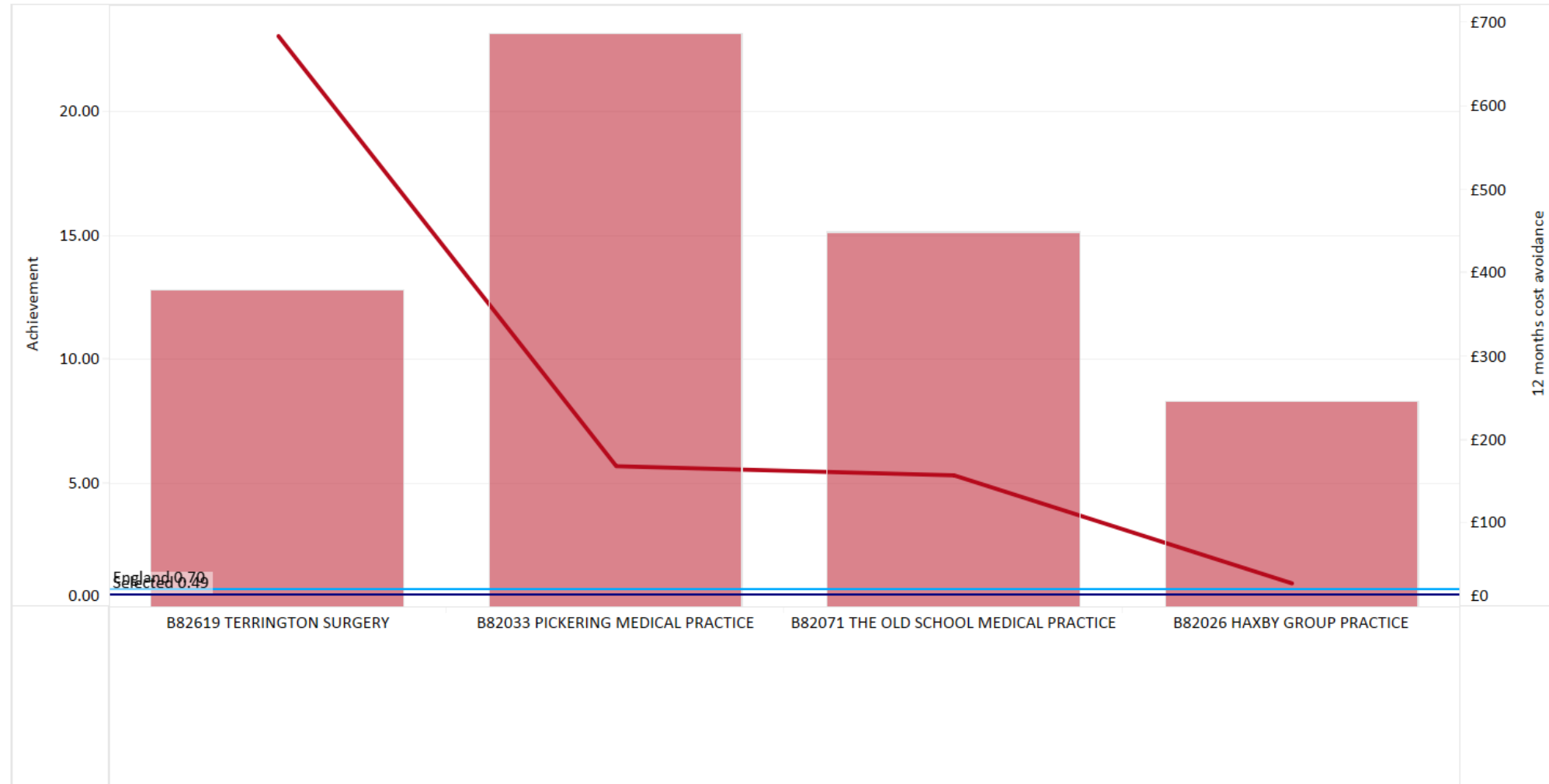


# Create Projects Shortlist

LPP\_P2\_Selfcare - Probiotics cost per 1,000 patients

[Back to projects shortlist...](#)

LPP\_P2\_Selfcare - Probiotics cost per 1,000 patients - chart to show spread of achievement and 12 months cost avoidance January 2021 to April 2021 in NHS VALE OF YORK CCG

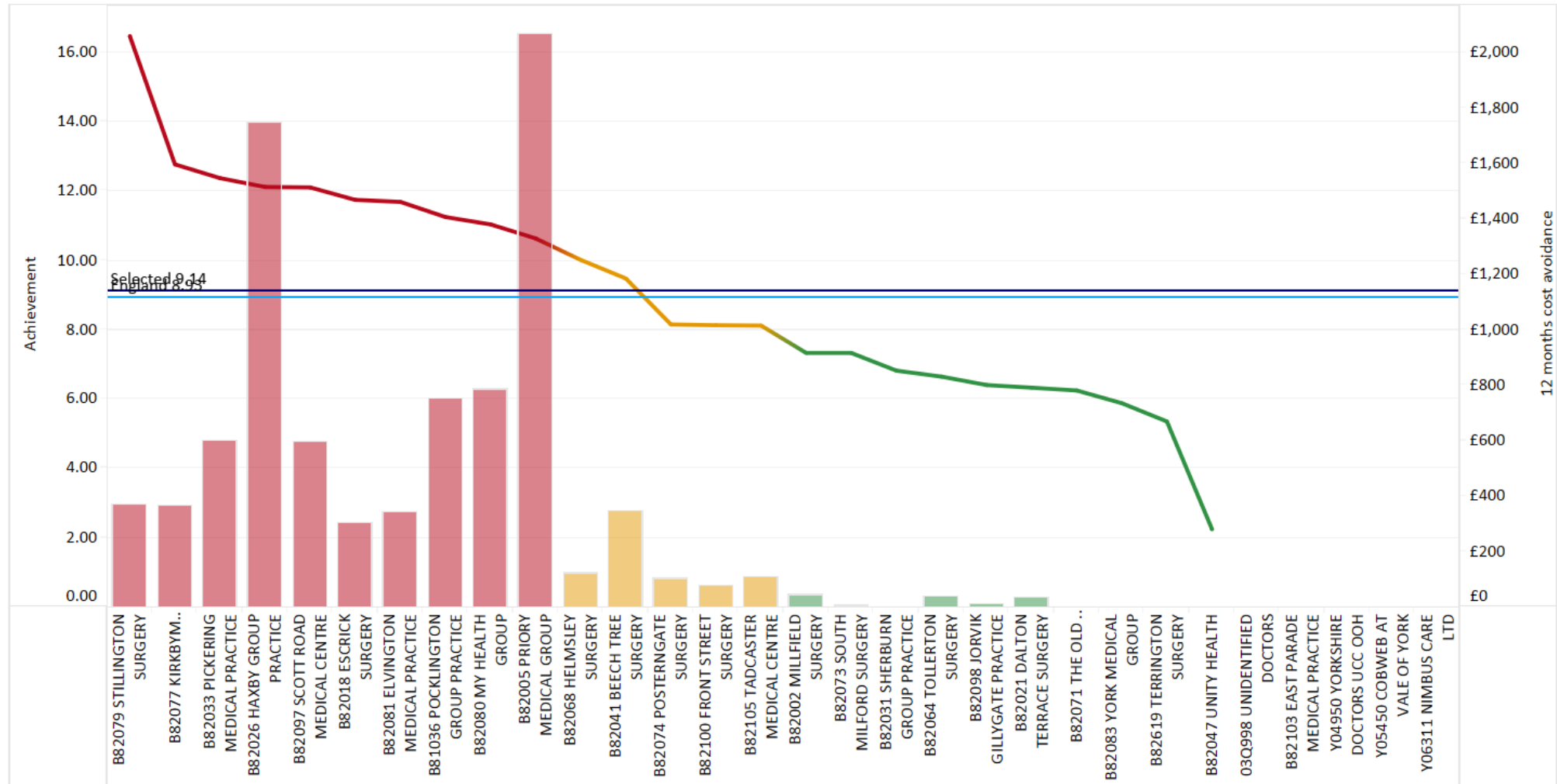


# Create Projects Shortlist

LPP\_P2\_Selfcare - Ringworm/athletes foot cost per 1,000 patients

[Back to projects shortlist...](#)

LPP\_P2\_Selfcare - Ringworm/athletes foot cost per 1,000 patients - chart to show spread of achievement and 12 months cost avoidance January 2021 to April 2021 in NHS VALE OF YORK CCG

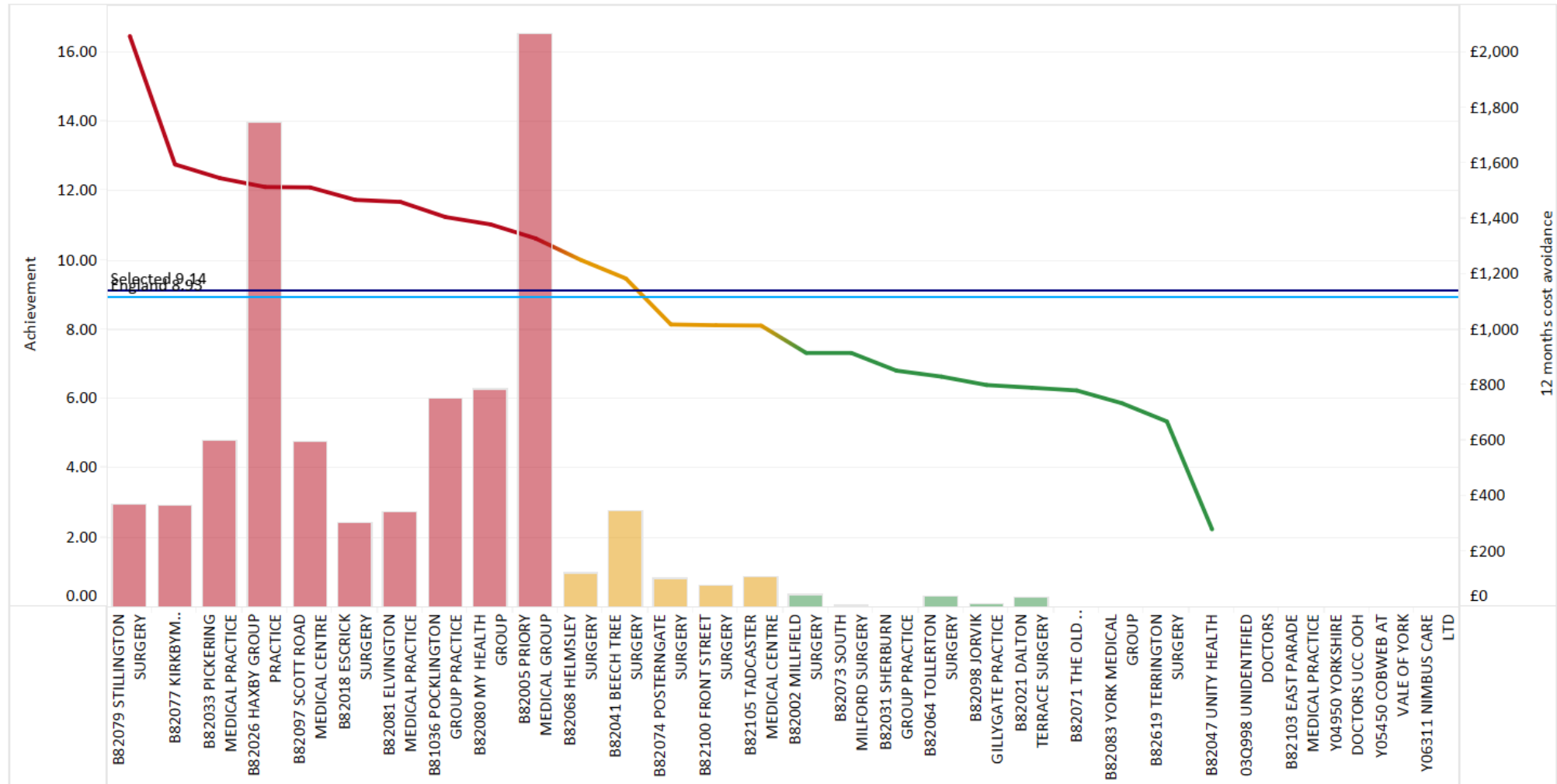


# Create Projects Shortlist

LPP\_P2\_Selfcare - Ringworm/athletes foot cost per 1,000 patients

[Back to projects shortlist...](#)

LPP\_P2\_Selfcare - Ringworm/athletes foot cost per 1,000 patients - chart to show spread of achievement and 12 months cost avoidance January 2021 to April 2021 in NHS VALE OF YORK CCG

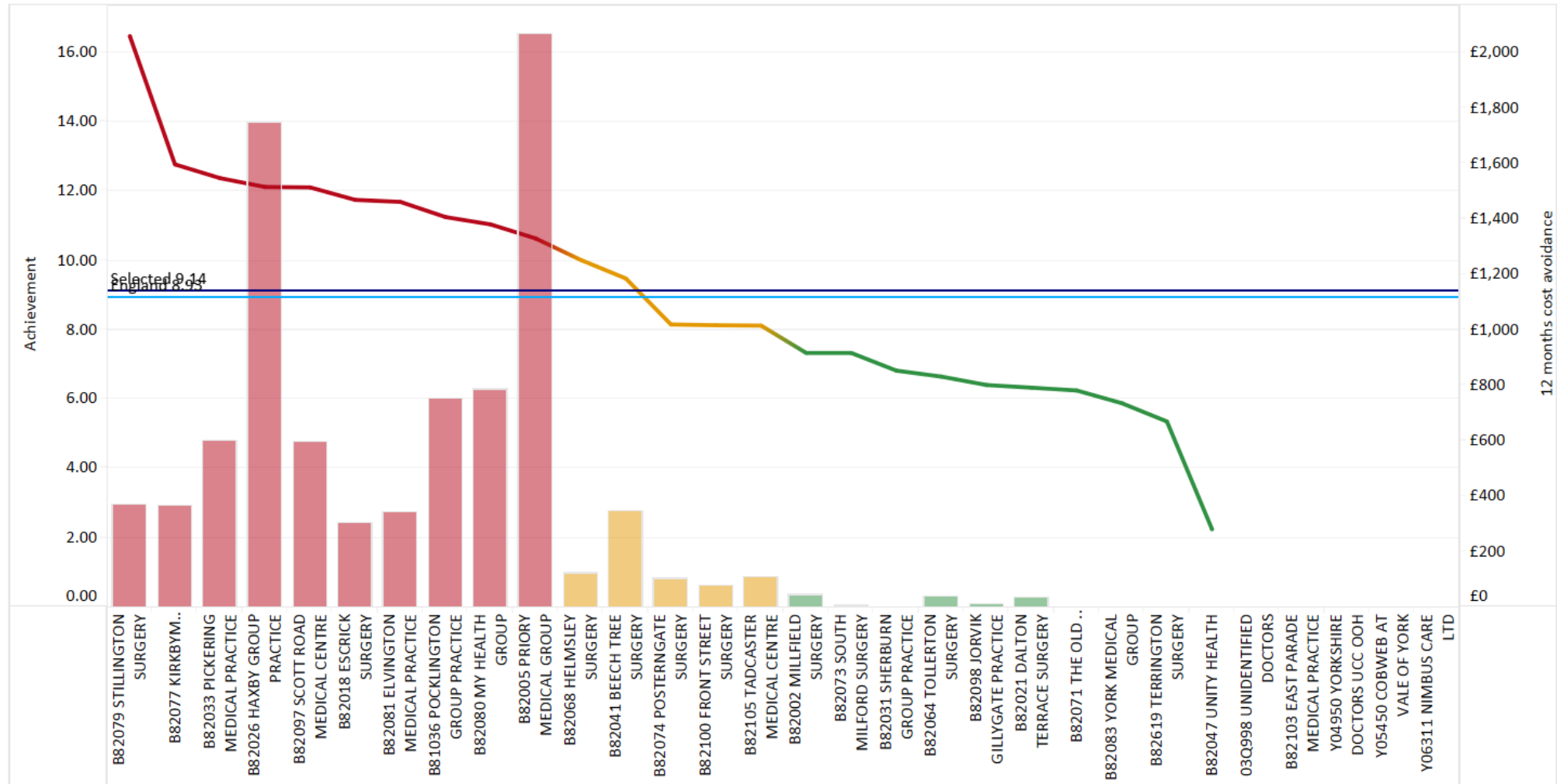


# Create Projects Shortlist

LPP\_P2\_Selfcare - Ringworm/athletes foot cost per 1,000 patients

[Back to projects shortlist...](#)

LPP\_P2\_Selfcare - Ringworm/athletes foot cost per 1,000 patients - chart to show spread of achievement and 12 months cost avoidance January 2021 to April 2021 in NHS VALE OF YORK CCG



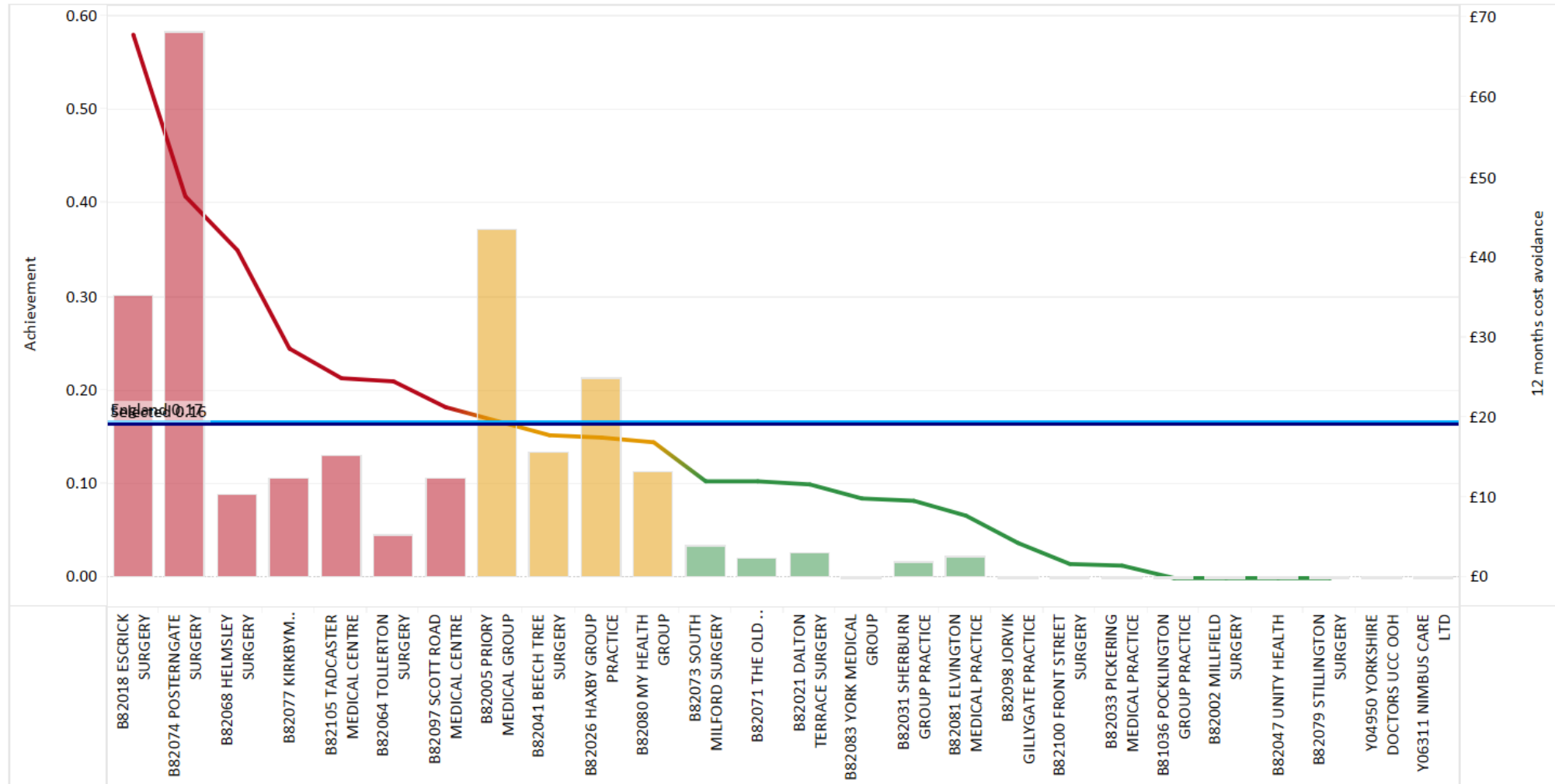


# Create Projects Shortlist

LPP\_P2\_Selfcare - Threadworms cost per 1,000 patients

[Back to projects shortlist...](#)

LPP\_P2\_Selfcare - Threadworms cost per 1,000 patients - chart to show spread of achievement and 12 months cost avoidance January 2021 to April 2021 in NHS VALE OF YORK CCG

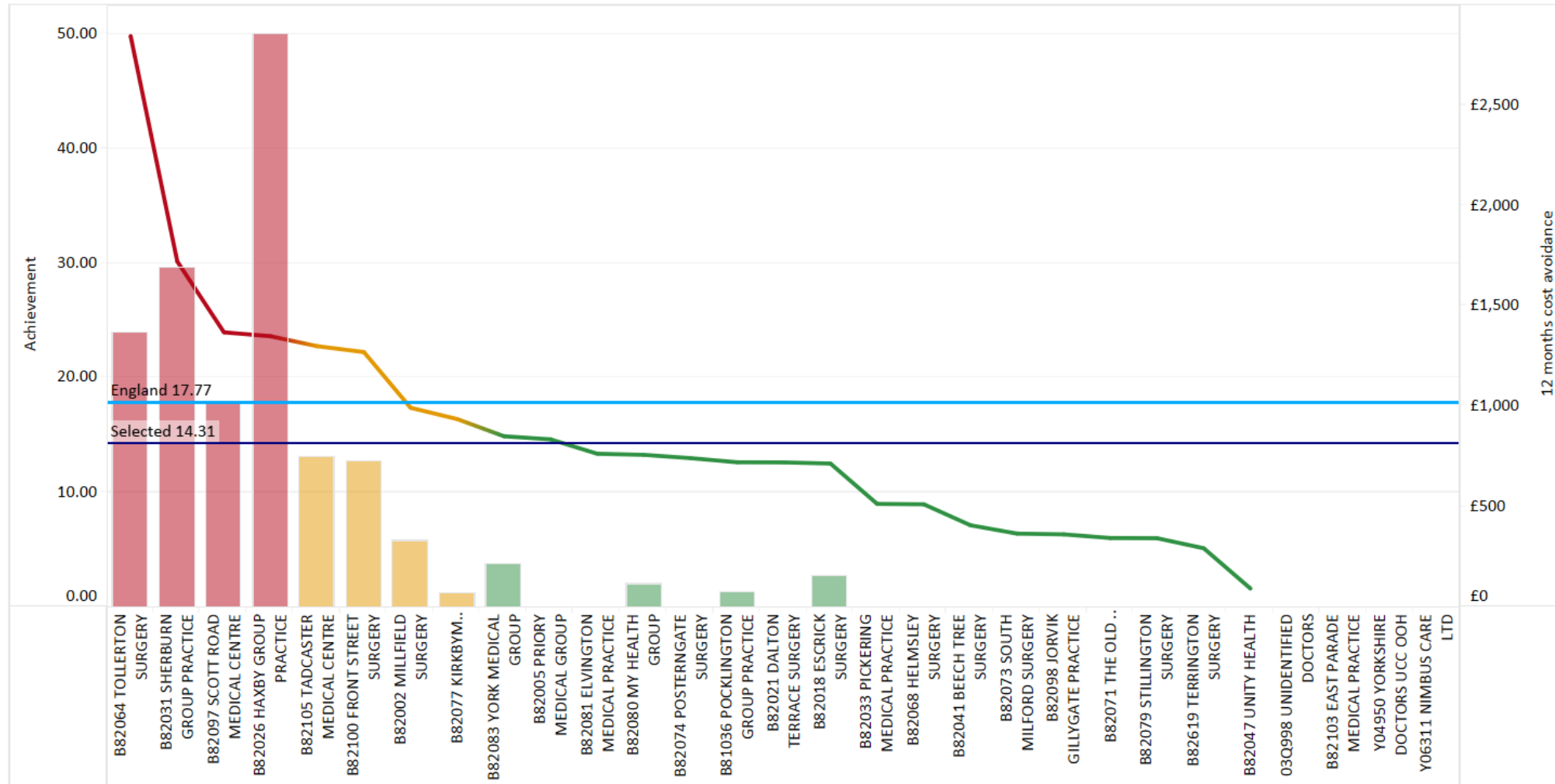


# Create Projects Shortlist

LPP\_P2\_Selfcare - Travel sickness cost per 1,000 patients

[Back to projects shortlist...](#)

LPP\_P2\_Selfcare - Travel sickness cost per 1,000 patients - chart to show spread of achievement and 12 months cost avoidance January 2021 to April 2021 in NHS VALE OF YORK CCG

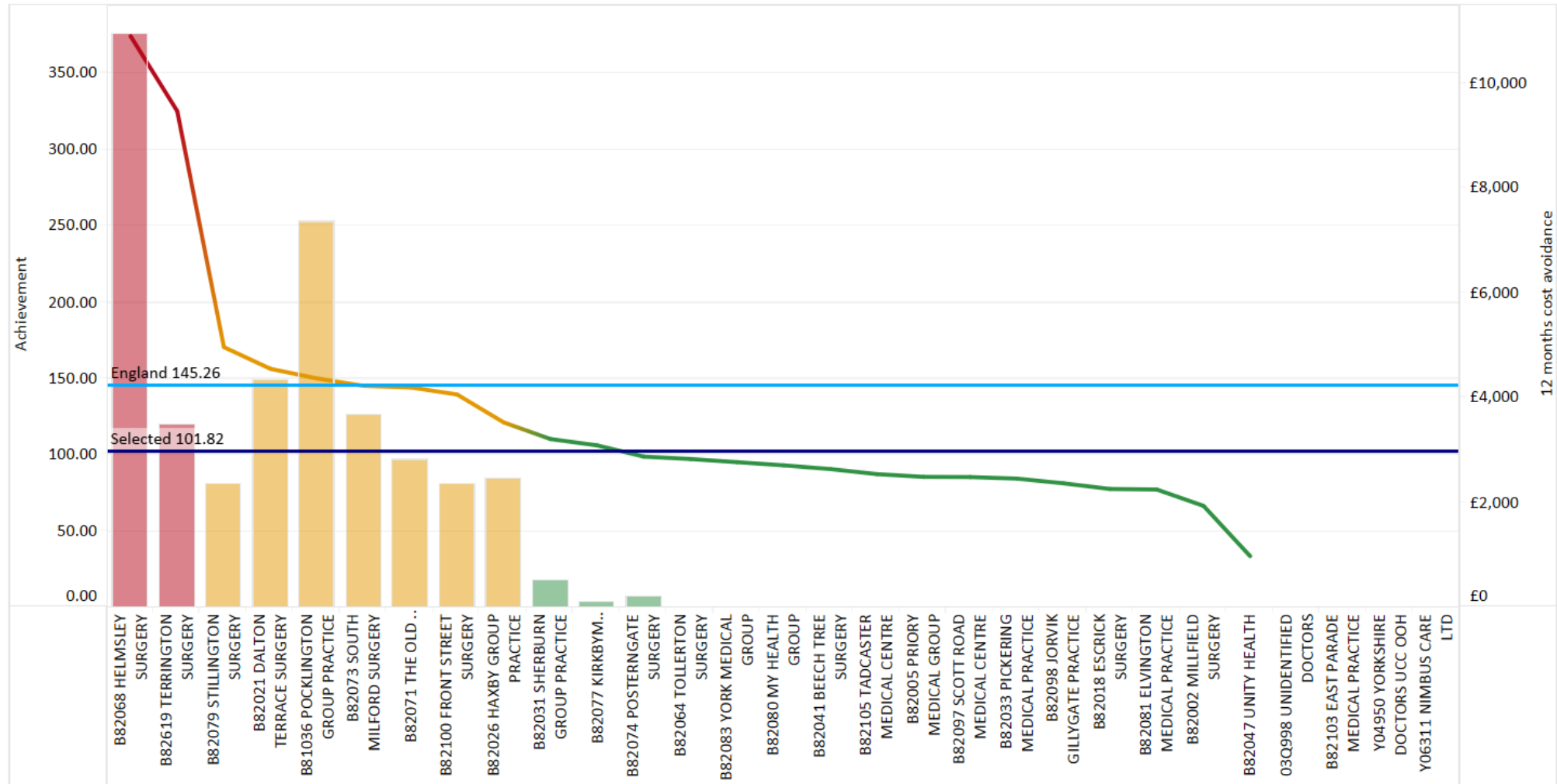


# Create Projects Shortlist

LPP\_P2\_Selfcare - Vitamins and minerals cost per 1,000 patients

[Back to projects shortlist...](#)

LPP\_P2\_Selfcare - Vitamins and minerals cost per 1,000 patients - chart to show spread of achievement and 12 months cost avoidance January 2021 to April 2021 in NHS VALE OF YORK CCG

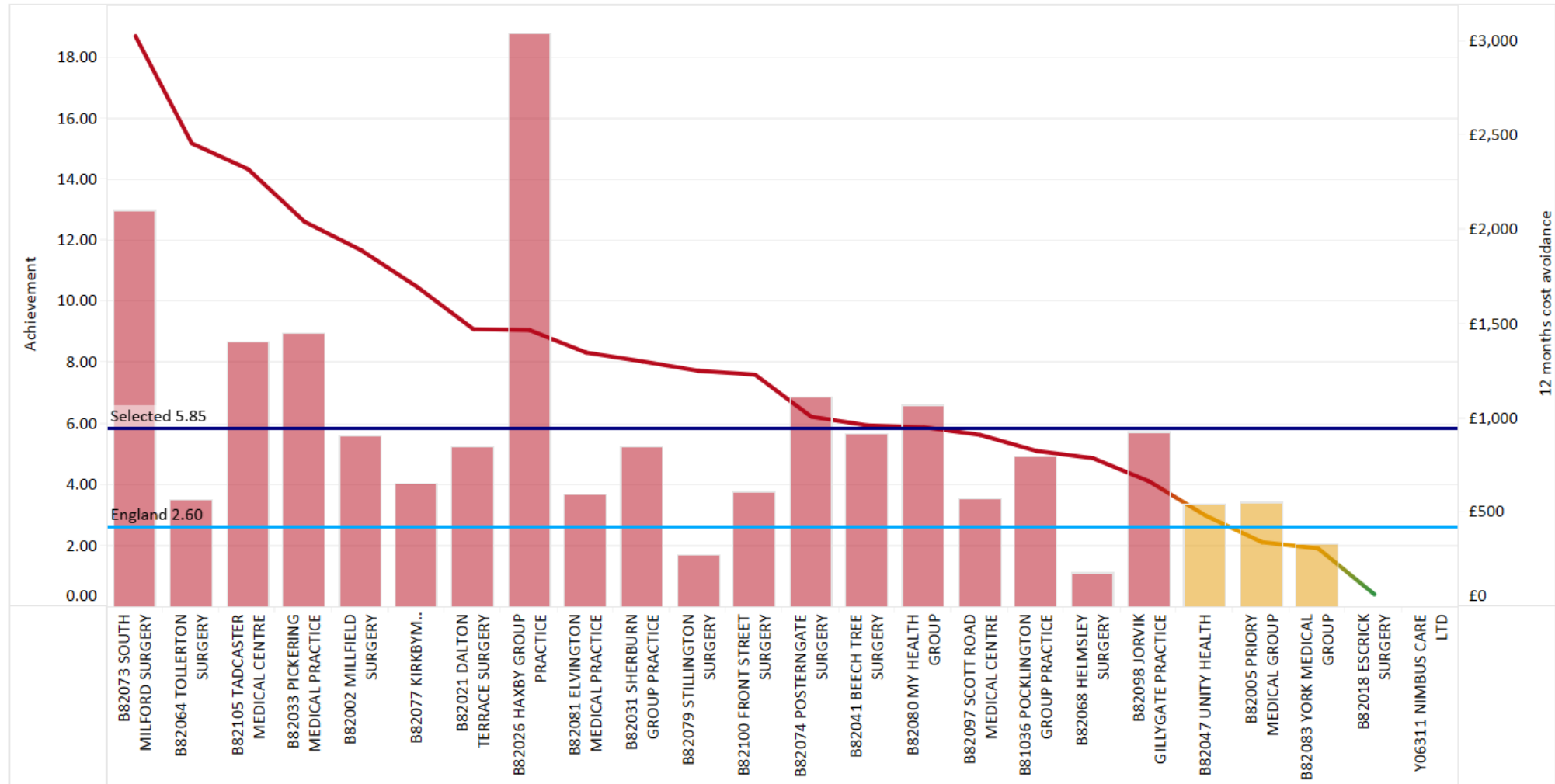


# Create Projects Shortlist

LPP\_P2\_Selfcare - Warts and verrucae cost per 1,000 patients

[Back to projects shortlist...](#)

LPP\_P2\_Selfcare - Warts and verrucae cost per 1,000 patients - chart to show spread of achievement and 12 months cost avoidance January 2021 to April 2021 in NHS VALE OF YORK CCG



# Self care searches

- <https://www.prescqiip.info/our-resources/webkits/self-care/self-care-searches/>
- The self care system searches are available for you to download and use to help identify patients who may be prescribed items that could be purchased as self care instead. We have tried to add as many exclusions as we can to the searches to limit the numbers of patients identified for review. If you have any comments or suggestions we would be happy to incorporate them.
- [Self care searches - EMIS Web](#)
- [Self care searches - EMIS Web descriptions](#)
- [Self care searches - SystmOne](#)
- [Self care searches - SystmOne descriptions](#)
- [Self care searches - Guide to SystmOne reports](#)

# Practice Level Data

- <https://www.prescqipp.info/our-resources/data-and-analysis/scorecards/scorecards-one-stop-shop/>

Visual scorecards (all 4) - practice level

Introduction

Priorities Report

Benchmarking achievement & ...

Maps to benchmark achievem...

Cl



# Add selection

## Select Commissioner Grouping

ENGLAND (INCLUDING OLD CCG BO... ▼

## Filter Commissioner(s):

NHS VALE OF YORK CCG ▼

## Filter PCN/Cluster(s):

NIMBUSCARE LTD YORK PCN ▼

## Filter Practice Code + Name(s):

B81036 POCKLINGTON GROUP PRAC... ▼

## Select Target:

Top 25% ▼

## Filter Scorecard(s):

LPP\_P2\_Selfcare ▼

- (All)
- Archive 2021
- LPP\_P1
- LPP\_P2\_Selfcare
- LPP\_P3
- Medicines Safety
- Primary Care
- PROP
- Quality

Cancel

Apply


## Prac

Pres  
POC  
Janu

Score

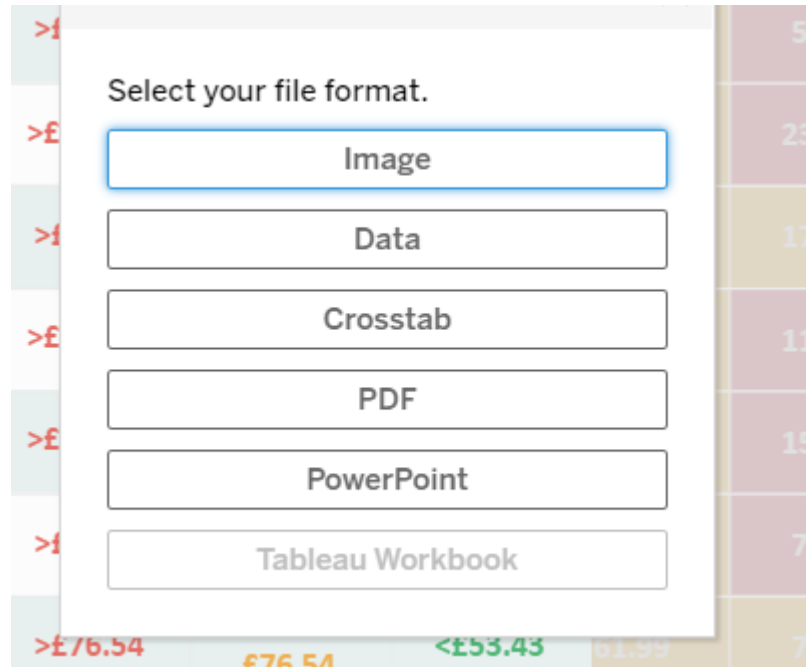
LPP\_

Download the data – bottom right hand side of data



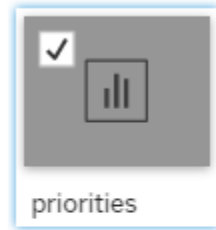


# Select 'cross-tab'



# Choose Excel

Select a sheet from this dashboard



Select Format

Excel  CSV

Download

# Data is presented in Excel

## Scorecard Methodology

**Target:** baseline = Q4 19/20

**10%** (R) less than England & Wales median, (A) between England & Wales median and top 10%, (G) England & Wales top 10%

**25%** (R) less than bottom quartile, (A) between England & Wales top and bottom quartile, (G) England & Wales top quartile

**Achievement:** by using the tag listings provided, these calculations calculate the achievement against target

**Missed Opportunity:** the opportunity that has been lost during the selected period by not achieving either the target or 100% of the indicator. It is the difference in cost per item between 'good' items and 'bad' items multiplied by the difference in no. of items needed to reach either target or 100%. Progress towards target will see a monthly reduction in lost opportunity.

**Cost Avoidance:** the opportunity that has been lost during the selected period by not achieving either the target or 100% of the indicator extrapolated up to 12 months to get full year effect of possible savings still to be made. This can help CCGs target specific areas in order of highest cost saving potential.

**Savings:** are calculated by taking all denominators included in the indicator and calculating the difference between total spend last year same period over total spend this year. Movement towards target would indicate less spend although this does not take account of price changes.



[Click to download training video](#)